

Week 6

Monday 16th August

Daily Check-In	You will need to Log-In to your Google Classroom and Check-In with your teacher. Answer the morning question.
Spelling	Write out or type into your Google Doc your Week 6 List. Complete task One and Two on the Doc provided
Reading /Literacy	Reading Eggs - please email me if you don't remember your log in
Fruit break	<i>Have some crunch and sip and read a few chapters of a novel! Do this outside and enjoy the sunshine</i>
Writing	<p>Daily Journal Writing - find idea for today on Google Classroom</p> <p>We will be doing Journal Writing each day. You will need a workbook (parent can get from woolies) We will use this workbook for lots of activities. Please email if you need me to provide you with one.</p>
P.E / Fitness	Get outside and play! Maybe you'd like to take a photo of you enjoying some time outside and upload to the

	classroom! Jump on the tramp - ride your scooter, make up your own fitness routine!
Morning Tea	Go outside and take some morning tea
Quiet Reading	Choose your own Novel and READ for 15-20mins.
Maths Mentals	Revise 3x and 4x tables. Write them out, say them outloud, get an adult to try and trick you by asking you a sum in a random order! If you have chalk write them on your driveway.
Maths	<p>2D Shape activity!</p> <p>Follow the Youtube link on Google Classroom and design a 2D shape Robot.</p> <p>https://youtu.be/odyw8jQJG7A</p> <p>If you are having trouble using the drawing tool - simply draw one in your book or on a piece of paper. Once done please share with me - I'd love to see them!</p>
Lunch	Have lunch /play
Stem ED Bingo	Choose one activity from the Stem ED Bingo card! Record which one you are doing and email me through any completed work! Take pics - have fun!

16/08/2021



Make Believe

Write a story about
two unlikely
friends.

MONDAY

SPELLING WEEK 6

TYPE IN YOUR WORDS DAILY

amateur				
ancient				
bargain				
muscle				
queue				
recognise				
twelfth				
identity				
develop				
harass				
kept				
kids				
kind				
kitten				
kill				
adjusted				
boundary				
competition				
criminal				
crystal				

SPELLING WEEK 6

One

Use 6 of your spelling words in INTERESTING sentences!! Make sure to use descriptive language!

- 1.
- 2.
- 3.
- 4.
- 5.
- 6.

Two

Find the meanings of the following words using a dictionary;

1. amatuer:
2. harass:
3. queue:
4. crystal:

Three


Make a word search using all of your spelling words!! How you create this is up to you!

Four - For Fun

Sing your spelling words and record yourself singing them. Upload it to Google Classroom! If you don't want it in the classroom email it to me! **Have fun!!**

Lesson 61 • Shugg's Pet Octopus

Name _____



Finding facts and information

To find facts and information in a text, we usually ask the questions **Who? What? Where?** or **When?** The answers can be clearly seen in the text.

Read the passage.

Later, as Shugg and Katie walked home through the park, Duke stepped out from behind a tree. "Trying to scare me, were you?"

"No," said Shugg.

Duke snatched Shugg's backpack and threw it up into a very tall tree. He stood under the tree with his hands on his hips. "Now let's see you climb up and get it."

Highlight the answer to question 1.

Underline the answer to question 2.

Circle the answer to question 3.

Shade the answer to question 5.

Put a box around the word that tells you this action is happening after something else?

Colour the answer to question 4.

Underline the words that tell you how Duke was standing.

Colour the correct answer for each question.

1 **Where** were Shugg and Katie going?

- to school to the park home to the beach

2 **What** does Duke ask Shugg?

- May I look inside your backpack? May I look at your octopus?
 Where can we play this afternoon? Were you trying to scare me?

3 **How** did Duke get Shugg's backpack?

- He snatched it. He asked for it. He bought it. He tossed it.

4 **Who** threw Shugg's backpack?


- Duke Miss Stinger Katie Cal

5 **Where** did someone throw Shugg's backpack?

- up in a tree under a tree into the lake under a chair

Lesson 61 • Shugg's Pet Octopus

Name _____



Read the passage.

Circle the answer to question 1.

Highlight the answer to question 2.

Highlight the answer to question 4.

Peter looked down at the backpack poking out from under the bed. Then he shook his head. "Nah! Not even you would bring home an octopus."

Later that night, Shugg raided the pantry. He found a tin of crab meat and some lobster-flavoured noodles. He opened both and pushed them under the bed.

Underline Peter's words.

Underline the things that Shugg found in the pantry.

Circle the answer to question 3.


1 **Who** looked down at the backpack?

2 **Where** was the backpack?

3 **What** did Peter say?

4 **When** did Shugg raid the pantry?

5 **What** did Shugg find in the pantry?



Worksheet 1

Lesson 167 • Endangered Animals

Name _____

Fact or Opinion

A fact is a statement that can be proven to be true; for example: A spider has eight legs. An opinion is a statement that expresses a belief or feeling; for example: Spiders are ugly.

Read the passage.

In paragraph 1, underline the sentence that expresses a fact.

Zoos and wildlife sanctuaries are working to save endangered animals from extinction. Some people think animals shouldn't be kept in zoos and that sanctuaries take up valuable land.

In paragraph 2, colour the words that tell us what people can see in zoos.

In paragraph 1, highlight the sentence that expresses two opinions.

Zoos are places where people can see wild animals in captivity. Modern zoos educate people about animals, conduct research and encourage the conservation of endangered animals. Some animals, such as the California condor, have been saved from extinction by breeding programs in zoos.

In paragraph 2, underline a fact about the California condor.


Colour the correct answers

- Which of the following statements about zoos is a **fact**?
 - Animals shouldn't be kept in zoos.
 - Animals in zoos are unhappy.
 - People can see wild animals in zoos.
 - Animals feel safe in zoos.
- Which of the following statements about zoos is an **opinion**?
 - Zoos work to save endangered species.
 - Some people think zoos take up valuable land in cities.
 - Many zoos run special breeding programs.
 - Modern zoos educate people about animals.
- Write down one **fact** about the California condor.

- What is your **opinion** about zoos?

Lesson 167 • Endangered Animals

Name _____



Read the passage.

Underline two sentences that show why some people are against zoos.

Colour the sentence that shows why some people support zoos.

Some species don't breed in captivity. Some people object to zoos because they believe it is wrong to hold animals captive. They say that zoos keep animals in poor, cramped conditions. Zoo supporters say that animals are now kept in habitats as close as possible to their natural habitat.

You can see animals in their natural habitats in wildlife sanctuaries and national parks. Sanctuaries keep animals safe from poachers. African wildlife sanctuaries have increased the population of African elephants.

Circle the words that tell us where animals can be seen in their natural habitats.

Highlight the advantages of keeping animals in wildlife sanctuaries.

1 What are the different **opinions** that people have about zoos? Support your answer with quotes from the passage.

2 Many animals have benefited from being in wildlife sanctuaries. List two **facts** that support this statement.



Worksheet 1

Lesson 181 • On the Trail of the Golden Man

Name _____

Interpreting Character Behaviour, Feelings and Motivation

To interpret a character's feelings and what motivates them to behave in a certain way, you need to look for clues in the text. The clues are usually in the words and punctuation.

Read the passage.

Underline a sentence that demonstrates Sipu's survival skills.

Highlight the words that are the clue to question 5's answer.

Sipu made walking through the jungle look easy. It wasn't scary with Sipu around. This was his home. He had grown up here. Sipu thought nothing of climbing over tree roots double his height, breaking vines for a quick drink and climbing up a tree for a bite to eat. He walked so lightly through the forest his feet barely marked the ground. He showed Mia and Flynn how to walk through the rainforest without being seen or heard.

Colour the words that show how Sipu moved through the jungle.

Highlight a sentence that tells us what Mia and Flynn learnt from Sipu.

Colour the correct answers

- Based on evidence in the passage, which sentence best describes Sipu? Sipu ...
 - has excellent survival skills.
 - has good time management skills.
 - is very competitive.
 - has extraordinary strength.
- What is the **clue** to question 1's answer? Sipu is able to ...
 - walk lightly through the jungle.
 - stay warm in the jungle.
 - find food and water in the jungle.
 - identify plants and animals in the jungle.
- Which sentence best sums up Sipu's **attitude** towards Mia and Flynn? Sipu ...
 - thinks he is cleverer than Mia and Flynn.
 - is willing to share his knowledge with Mia and Flynn.
 - wants to learn from Mia and Flynn.
 - thinks Mia and Flynn are a nuisance.
- Which word is the best **clue** to question 3's answer?
 - easy
 - showed
 - nothing
 - scary
- How did Mia and Flynn **feel** with Sipu as their guide?
 - scared
 - disappointed
 - relaxed
 - confused

Lesson 181 • On the Trail of the Golden Man

Name _____



Read the passage.

Circle the word that Flynn uses to describe the moon.

Highlight the clause that explains what Sipu's great gift to Flynn and Mia was.

"Hey, look guys!" cried Flynn, pointing to the sky. It was dark now and the moon sat full in the night sky. It looked strangely golden. "Doesn't that look awesome?"

The strange coloured moonlight was making them all look golden. El Dorado was with them. Flynn and Mia thought about Sipu and his secret tribe and the great gift that he had given them. He had shown them some of the real treasures of the rainforest, and they would keep their word and do whatever they could to protect it. Their visit to El Dorado would remain a treasured secret forever.

Underline the words that show how Flynn and Mia intend to repay Sipu.

Colour the words that help us to understand how Flynn and Mia feel about El Dorado.

1 How does Flynn **react** to the sight of the moon?

2 How do Flynn and Mia **feel** about the rainforest? Support your answer with a quote from the passage.

3 What does the passage **suggest** about Flynn and Mia's **attitude** towards El Dorado?

STEM ED Bingo



Looking for an extra challenge? Try and complete STEM activities in a row to get BINGO! (Or complete the whole board and become a STEM champion!)

Go on a nature Scavenger Hunt . How many different leaves can you find?	Create a train or car race track . How fast can you travel around your track? Time the speed!	Visit code.org and complete an Hour of Code challenge.	Write a series of instructions for someone in your house to follow. Where can you lead them to?
Create a treasure map for someone in your family to find hidden treasure!	Use Minecraft to recreate a part of your school . How would you make it better?	Cook your favourite dish! What were the steps you took to make it?	Help someone in your family to fix something that's broken . What did you learn?
Find an insect in your garden or on a walk. Research some more information about it.	Use your imagination and create something out of LEGO . What did you build and why?	Try creating a stop motion video using playdough and a camera.	Find some patterns within your house or backyard, and recreate them using LEGO, playdough, or something else!
Use recycled materials to create something . What did you make, and what's its purpose?	Use natural materials to create an artwork . Gift it to a friend or family member.	Poll some friends or family members via Zoom about their favourite Ice Cream flavour. Graph the results .	Create a new Olympic Event using equipment at your house. Challenge friends or family to compete in your event.

Week 6

Tuesday 17th August

Daily Check-In	<p>You will need to Log-In to your Google Classroom and Check-In with your teacher. Answer the morning question.</p> <p>Remember to check your emails to see any feedback given by your teachers.</p>
Spelling	<p>Write out or type into your Google Doc your Week 6 List.</p>
Reading /Literacy	<p>Reading Eggs - please email me if you don't remember your log in</p>
Fruit break	<p><i>Have some crunch and sip and read a few chapters of a novel! Do this outside and enjoy the sunshine</i></p>
Writing	<p>Autobiography -</p> <p>Use the autobiography prompts to help you collect information about yourself. Publish your autobiography using sentences and paragraphs onto the document attached. Insert a photo if you wish.</p>
P.E / Fitness	<p>Spell your name workout - use the letters of your name to determine your activities for today. (See google doc)</p>

Morning Tea	Go outside and take some morning tea
Quiet Reading	Choose your own Novel and READ for 15-20mins.
Maths Mentals	<p>DOUBLES - Watch this video: https://www.youtube.com/watch?v=8jOzhiACB68</p> <p>Draw some Doubles Dominoes for the following numbers and record how many altogether.</p> <p>3, 5, 6, 7, 8, 9, 12, 15, 17, 18, 22, 25.</p>  <p>NEAR DOUBLES</p> <p>Now draw some Near Double Dominoes for the following Pairs:</p> <p>3-4, 7-8, 8-9, 5-6, 6-7, 12-13, 15-16, 25-26.</p> 
Maths	<p>Symmetry</p> <p>Something is symmetrical when it is the same on both sides. A shape has symmetry if a central dividing line (a mirror line) can be drawn on it, to show that both sides of the shape are exactly the same.</p> <p>Watch the following video to remind you of what symmetry is: https://www.youtube.com/watch?v=YFzktJNmnPU</p> <p>Take some photos of items around your house or in nature that show lines of symmetry. Post these photos on Google slides and draw the line of symmetry.</p> <p>Other option: Folding Task: Explore lines of symmetry in a range of 2D shapes by folding cut-outs of various shapes.</p>
Lunch	Have lunch /play

Geography	Work on your ASIAN Country Research Project - use the prompt provided if necessary
Stem ED Bingo	Choose one activity from the Stem ED Bingo card! Record which one you are doing and email me through any completed work! Take pics - have fun!

Autobiography Prompts

- When and where were you born?
- Who is in your family?
- What have been important moments in your life?
- What are your best memories?
- Where have you lived?
- What schools have you been to?
- How did you meet your friends?
- Do you have any pets?
- Where have you travelled to?

Remember:

- All events need to be in chronological order.
- Use signal words such as first, then, after.
- Think about what is most significant in your life and what your audience would find interesting.

A blank template for a biography page. It features a decorative wavy banner at the top, a large empty square box on the left side, and a series of horizontal lines for writing. The word "BIOGRAPHY" is printed in a stylized font in the bottom right corner.

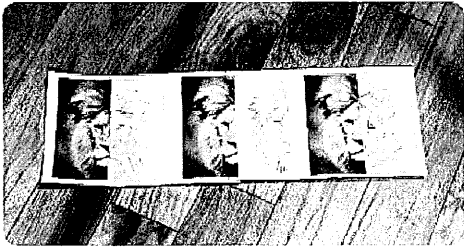
©2008

©2008

Week 6


Wednesday 18th August

Daily Check-In	<p>You will need to Log-In to your Google Classroom and Check-In with your teacher. Answer the morning question.</p> <p>Remember to check your emails to see any feedback given by your teachers.</p>
Spelling	<p>Write out or type into your Google Doc your Week 6 List. Complete tasks three and four.</p>
Reading /Literacy	<p>Reading Eggs - please email me if you don't remember your log in</p>
Fruit break	<p><i>Have some crunch and sip and read a few chapters of a novel! Do this outside and enjoy the sunshine</i></p>
Writing	<p>Animal Information Report - Use the Doc to create an Information Report about an animal of your choice. Use your own words and include a picture</p>
P.E / Fitness	<p>Click on the following link for a roll-the-dice exercise activity. https://www.youtube.com/watch?v=Irl1GrG0KBg</p> <p>If you don't have a dice click here for an online dice or you could make your own!</p>

Morning Tea	Go outside and take some morning tea
Quiet Reading	Choose your own Novel and READ for 15-20mins.
Maths Mentals	<p>COUNTING BY 5s</p> <p>Making Arrays: find something you could make an array with, eg. pasta beads, pebbles and make the following arrays:</p> <p>5x2, 5x4, 5x5, 5x6, 5x7, 5x8, 5x9, 5x14, 5x16, 5x21.</p> <p>3min Challenge: Find a timer, set to 3mins, write down as many numbers as you can in a 5-skip counting pattern, eg, 5, 10, 15, 20, 25 etc.</p>
Maths	<p>Reflection, Translation and Rotation</p> <p><u>Reflection</u> is flipping an object across a line without changing its size or shape. <u>Rotation</u> is rotating an object about a fixed point without changing its size or shape. <u>Translation</u> is sliding a figure in any direction without changing its size, shape or orientation.</p> <p>https://www.mathsisfun.com/geometry/transformations.html</p> <p>Choose some items around your house and have a go at reflecting them, translating them and rotating them.</p> <p>Other Option: Find a picture on an animal in a magazine or newspaper. Have a go at reflecting the other side, translating and rotating the image.</p> 

Lunch	Have lunch /play
Science	<p>Our SOLAR SYSTEM. You will need to watch some videos and complete the worksheet on your google classroom. There is also an Extension Activity you make like to complete (in SLIDES).</p> <p>You will need this CODE to watch some of the videos: http://inq.co/class/4m3</p>

Habitat



Food

Appearance

Behaviour

Other facts

Week 6

Thursday 19th August

Daily Check-In	<p>You will need to Log-In to your Google Classroom and Check-In with your teacher. Answer the morning question.</p> <p>Remember to check your emails to see any feedback given by your teachers.</p>
Spelling	Write out or type into your Google Doc your Week 6 List.
Library	
Fruit break	<i>Have some crunch and sip and read a few chapters of a novel! Do this outside and enjoy the sunshine</i>
Writing	<p>Daily Journal Writing</p> <p>Use your workbook for this activity.(Please email if you need me to provide you with one.)</p>
P.E / Fitness	Take it outside. Create your own obstacle course and if you get the chance upload a photo or video to your google classroom. Remember: KEEP IT SAFE!
Morning Tea	Go outside and take some morning tea

Quiet Reading	Choose your own novel and READ for 15-20mins.
Maths Mentals	<p>SIXES</p> <p>WATCH the following video: https://www.youtube.com/watch?v=ZsQ2qFtfJz4</p> <p>Show and Explain this strategy to someone else.</p> <p>You are going to work out the following 6 Times Tables. You need to draw circles and then draw 5 objects in each circle and one object on the outside of each circle. Then you can count the objects by 5s and then 1s to work out the answer.</p> <p>6x4, 6x6, 6x7, 6x8, 6x9, 6x12, 6x17</p>
Maths	<p>Rotational Symmetry</p> <p>A shape has Rotational Symmetry when it still looks the same after some rotation (of less than one full turn). https://www.youtube.com/watch?v=nt43FJQppCQ</p> <p>Collect different items around the home. Rotate the item to see how many times the shape can be made again in the rotation. If you can make the same shape 3 times in one rotation it has an order of 3.</p>
Lunch	Have lunch /play
Creative Arts Optional:	<p>Rotational Symmetry Art</p> <p>Create your own rotational symmetry art. This video might help. First you will need to draw a circle (I would trace the outline of a plate) and break it up into 8 parts. Take a photo of your artwork. I would love to see them!</p>


Stem ED Bingo

<https://www.youtube.com/watch?v=DrOJtPK4zGE>



Choose one activity from the Stem ED Bingo card! Record which one you are doing and email me through any completed work! Take pics - have fun!

19/08/2021



My Thoughts


Write your thoughts
about: A proposed
classroom rule.

THURSDAY

Week 6

Friday 17th August

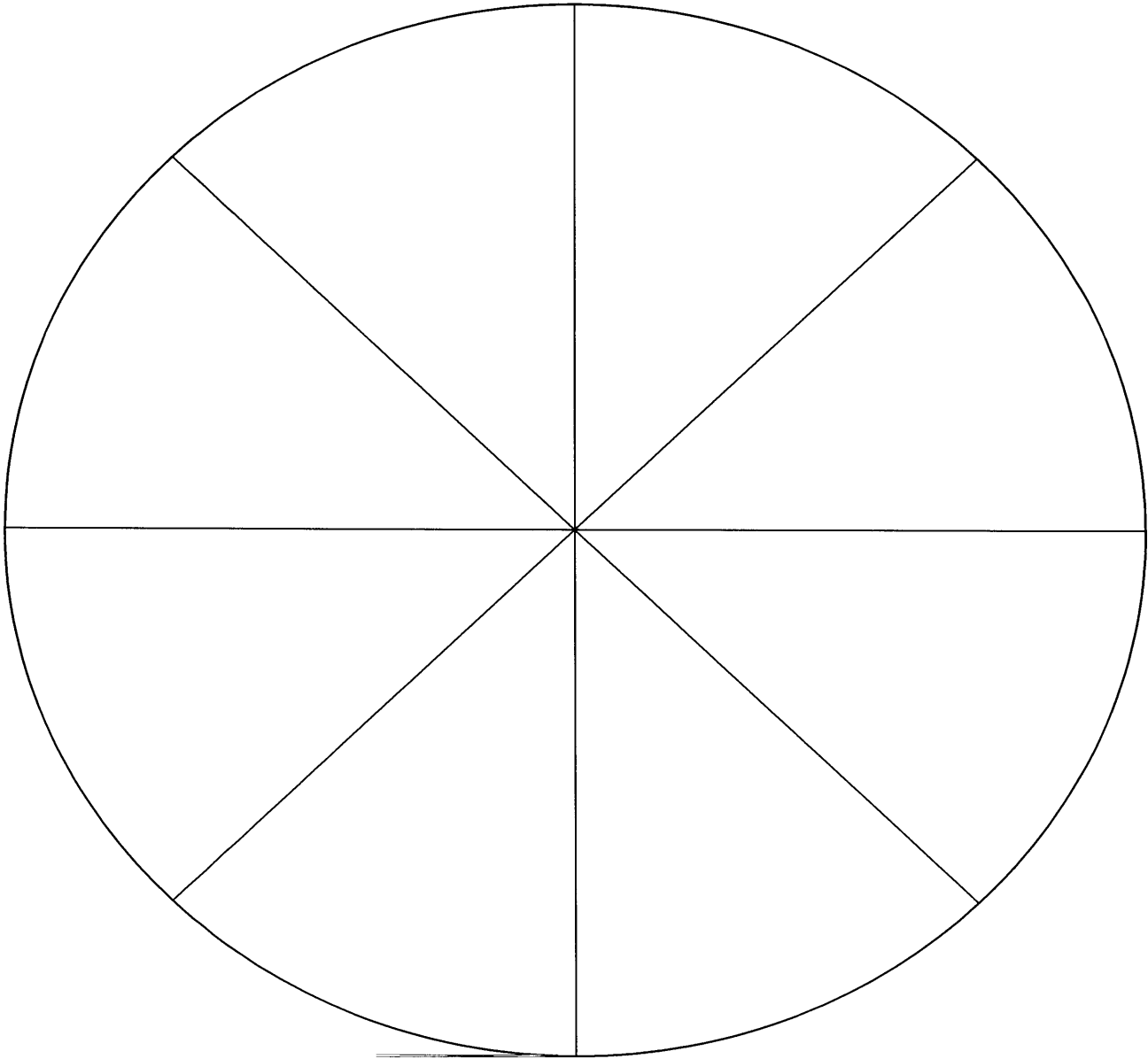
Daily Check-In	<p>You will need to Log-In to your Google Classroom and Check-In with your teacher. Answer the morning question.</p> <p>Remember to check your emails to see any feedback given by your teachers.</p>
Spelling	<p>Have an adult or sibling test you on your words for this week. This can be done in your workbook.</p>
Reading /Literacy	<p>Reading Eggs - please email me if you don't remember your log in</p>
Fruit break	<p><i>Have some crunch and sip and read a few chapters of a novel! Do this outside and enjoy the sunshine</i></p>
Writing	<p>Daily Journal Writing</p> <p>Use your workbook for this activity</p>
P.E / Fitness	<p>Don't let covid stress you out! Try these yoga moves to enhance your strength and flexibility.</p> <p>https://www.youtube.com/watch?v=ho9uttOZdOQ</p>

Morning Tea	Go outside and take some morning tea
Quiet Reading	Choose your own Novel and READ for 15-20mins.
Maths Mentals	<p>SIXES</p> <p>Today you will be drawing Multiplication Flowers for the Tables we have looked at this week 3, 4, 5 and 6. The times table goes in the middle, the number you are multiplying by on the next layer and finally the answer on the outside.</p> 
Maths	<p>Body Symmetry</p> <p>Use body movement to rotate yourself 360 degrees in 90 degree increments e.g. Find a point in the room and face a corner. Staying on the point, rotate for a quarter of a circle, or 90°. You should now face the next corner. Continue rotating to the next corner. You have rotated a half circle, or 180°. Continue rotating, until you face the corner where you started. You have rotated a full circle or 360°.</p> <p>Can you turn yourself into an artwork? Have someone take a photo of you laying on the floor doing a pose. Rotate around 5 times with your feet in the centre as your point. Post on Google Classroom for me to see!</p>
Lunch	Have lunch /play
Sport	Make sure you have 'Turned in' this week's work! Catch up time to finish off

Optional - Stem ED Bingo	Choose one activity from the Stem ED Bingo card! Record which one you are doing and email me through any completed work! Take pics - have fun!
-------------------------------------	--

Rotational Symmetry Art

Create a piece of art so that every time the circle is rotated 45° there is rotational symmetry.



20/08/2021




Flashback

Write about your
favorite moment
from summer.

FRIDAY

NAME: _____

Our Solar System



Watch THIS:

<https://www.youtube.com/watch?v=libKVRa01L8>

The Main points:

- There are eight planets in the solar system.
- There are four terrestrial planets: Mercury, Venus, Earth and Mars.
- They are made of rocky material.
- The planet surfaces are solid.
- These planets don't have rings, have few moons (if any) and are relatively small.

WHAT IS YOUR COSMIC ADDRESS?

Name:

Street:

Town:

State:

Country:

Planet:

Star System:

Galaxy:

Cluster:

The Universe!

What are 4 things you already know about our Solar System?

- _____

- _____

- _____

- _____



Watch THIS Video

<https://www.inquisitive.com/video/1014-cruise-the-solar-system>

You will need this to access Inquisitive: the code is 9274 or use the QR Code or this link:

<http://inq.co/class/4m3>



What are 4 new facts you found out about our Solar System?

- _____

- _____

- _____

- _____

What are 4 things you are finding a little confusing about our Solar System?

- _____

- _____

- _____

- _____

Info about the planets



Watch THIS Video

<https://www.inquisitive.com/video/1015-travel-the-solar-system>

You will need this to access Inquisitive: the code is 9274 or use the QR Code or this link:

<http://inq.co/class/4m3>



Complete the following table using the information from the video (you MAY need to re-watch the video).

	AU from the SUN	Kilometers from the SUN	Time to travel to from EARTH
SUN	0.0	0	11.5 months
MERCURY	0.4	57 900 000	6.5 years
	0.7	108 000 000	15 months
EARTH		150 000 000	-
MARS		227 900 000	7 months
	5.2		
SATURN	9.6		7 years
	19.2	2 871 000 000	8.5 years
NEPTUNE		4 947 100 000	

EXTENSION

What is Dark Energy and how might it affect our Solar System?
Make a SLIDES PRESENTATION to show your findings.