

Week 8 Spelling – Look, Say, Cover, Type (Write), Check

List Words	Monday 6.9.21	Tuesday 7.9.21	Wednesday 8.9.21	Thursday 9.9.21
point				
voice				
choice				
hoist				
spoil				
noise				
avoid				
groin				
<b>positive</b>				
<b>minus</b>				
<b>interesting</b>				

# What Is Minecraft?

Minecraft is a popular video game. Players can build with different types of blocks in digital, 3D worlds.

There are two ways to play Minecraft:  
**Survival** and **Creative**.

Survival Mode	Creative Mode
<ul style="list-style-type: none"><li>• Players need to find their own building supplies.</li><li>• Players need to find food.</li><li>• Players interact with mobs which are block-shaped creatures that move.</li></ul>	<ul style="list-style-type: none"><li>• Players are given all the supplies they need.</li><li>• Players do not need to find or eat food.</li></ul>

To play Minecraft you will need:

- a computer or another digital device
- an online account (players aged 12 or under will need to have a parent make the account for them)

Don't forget, you should always ask a parent before going online, even to play games like Minecraft!



# Questions

1. Select the **best** definition for Minecraft.

- Minecraft is an online game.
- Minecraft is a popular video game in which players use blocks to build and create digital, 3D worlds.
- Minecraft is a fun game that can be played on a computer.


2. Which Minecraft mode do you think you would prefer to play?  
Explain your answer.

---

---

3. Draw an example of what a mob might look like.

4. Colour the things that you could use to play Minecraft.



# What Is Minecraft?

Minecraft is a super popular video game. In this game, players build and create with different types of blocks in digital, three-dimensional worlds.


There are two main modes, or ways to play, Minecraft. They are **Survival** and **Creative**.

Survival Mode	Creative Mode
<ul style="list-style-type: none"><li>• Players need to find their own building supplies.</li><li>• Players need to find food.</li><li>• Players interact with mobs which are block-shaped creatures that move.</li></ul>	<ul style="list-style-type: none"><li>• Players are given all the supplies they need.</li><li>• Players do not need to find or eat food.</li></ul>

To play Minecraft, you will need a computer or other digital device, such as a tablet or smartphone. You will also need to create an online account.

Any players aged 12 or under will need to have a parent create their account for them.

**Don't forget, you should always ask a parent before going online!**





# Questions

1. Select the **best** definition for Minecraft.

- Minecraft is an online game.
- Minecraft is a popular video game in which players use blocks to build and create digital, three-dimensional worlds.
- Minecraft is a fun game that can be played on a computer.

2. Which Minecraft mode do you think you would prefer to play?  
Explain your answer.

---

---


3. What are 'mobs'? Write your answer and then draw an example of what a mob might look like.

---

---

---

---



4. What do you **need** to be able to play Minecraft? Choose all correct answers.

- computer/digital device
- wooden building blocks
- a Minecraft account
- a book about Minecraft
- a Minecraft T-shirt
- parent permission (if you are under 12 years)

# What Is Minecraft?

Minecraft is a super popular video game. In this game, players build and create with a variety of different blocks in digital, three-dimensional worlds. The purpose of the game is to build and explore. There are no points or levels to work through.

There are two main modes, or ways to play, Minecraft. They are **Survival** and **Creative**.

In **Survival mode**, players need to find their own building supplies and food to be able to continue playing the game. They can also interact with mobs, which are block-shaped creatures that move. Some of these creatures are friendly, but some are definitely not!

In **Creative mode**, players are given the supplies they will need to build and break all kinds of blocks. Players do not need to eat to survive when playing in Creative.

**To play Minecraft**, you will need a computer or digital device. There are compatible versions of the Minecraft game for a variety of different computers, tablets and smartphones. You will also need to create an online account. Any players aged 12 or under will need to have a parent create their account for them.

**Don't forget, you should always ask a parent before going online!**



# Questions

1. Select the **best** definition for Minecraft.

- Minecraft is an online game.
- Minecraft is a popular video game in which players use blocks to build and create digital, three-dimensional worlds.
- Minecraft is a fun game that can be played on a computer.

2. What are the two main modes, or ways to play, Minecraft?

---

3. Which Minecraft mode do you think you would prefer to play?  
Explain your answer.

---

---

4. What are mobs?

---

5. What do I **need** to be able to play Minecraft?

---

---

# Monday Mentals - Week 9

Circle the biggest number:

27      35      42      39

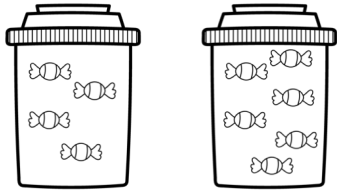
Circle the smallest number:

21      12      19      15

Fill in the missing numbers

	11			14
	16		18	

Write the sum below:



\_\_\_ + \_\_\_ = \_\_\_

What number is before?

\_\_\_ 50                  \_\_\_ 28

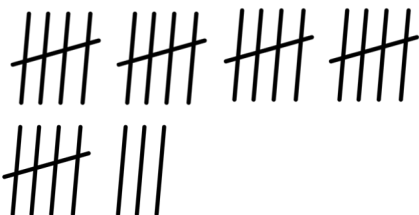
\_\_\_ 19                  \_\_\_ 32

What number is after?

12 \_\_\_                  63 \_\_\_

39 \_\_\_                  28 \_\_\_

How many?



\_\_\_\_\_

Order these numbers from smallest to biggest:

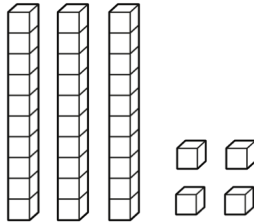
22      15      18      13      20

S							B
---	--	--	--	--	--	--	---

65      33      78      53      72

S							B
---	--	--	--	--	--	--	---

How many?



Tens	Ones

Write the expanded form:

\_\_\_ + \_\_\_ = \_\_\_

Fill in the missing numbers:


19			22	
24				28

Complete these sums:

5 + 3 = \_\_\_                  2 + 4 = \_\_\_

8 + 2 = \_\_\_                  2 + 9 = \_\_\_

What time is on the clock:



\_\_\_ : \_\_\_

# What Is Pokémon?

Pokémon is a Japanese media franchise based on fictional creatures or pocket monsters known as 'Pokémon'. It includes video games, trading cards, an animated TV series, movies, toys and more.



## Pokémon Animation

The animated TV show 'Pokémon the Series' stars Ash, Pikachu and many other friends and Pokémon. Their story has also been made into movies.



## Pokémon Trading Card Game

The Pokémon Trading Card Game lets players collect and build decks of cards to use in games to 'battle'. Each card depicts a Pokémon along with information or 'stats' about that Pokémon.



## Pokémon Video Games

There are many different Pokémon-themed video games. Some are very detailed role play and quest games, while others are quick and simple puzzle games.



# Questions


1. Who are the main characters of the animated TV show 'Pokémon the Series'?

---

2. Which word in the text means 'to show or represent with a picture'?

---

3. Draw what you think a Pokémon trading card might look like, based on the description in the text.



4. What kinds of Pokémon video games are available to play?

---

---

# What Is Pokémon?

Pokémon is a Japanese media franchise centred around fictional creatures or pocket monsters known as 'Pokémon'. Pokémon create products such as video games, trading cards, animated TV series, movies, toys and more.




## Pokémon Animation

The animated TV show 'Pokémon the Series' features the adventures of Ash and his Pokémon best friend Pikachu, along with many other friends and Pokémon. Their story has also extended to include a series of full-length animated films.



## Pokémon Trading Card Game

The Pokémon Trading Card Game lets players collect and build decks of cards to use in games to 'battle'. Each card depicts a Pokémon along with information or 'stats' about that Pokémon.



## Pokémon Video Games

There are many different Pokémon-themed video games. Some are very detailed role play and quest games, while others are quick and simple puzzle games.

# Questions

1. List three products that are included in the Pokémon franchise.

---

---

---

2. Who are the main characters of the animated TV show 'Pokémon the Series'?

---

3. Which word in the text means 'to show or represent with a picture'?

---

4. What kinds of Pokémon video games are available to play?

---

---

---

# What Is Pokémon?

Pokémon is a Japanese media franchise centred around fictional creatures or pocket monsters known as 'Pokémon'. Over the years, it has grown to become a hugely popular worldwide franchise, including products such as video games, trading cards, an animated TV series, movies, toys and so much more.



## Pokémon Animation

The animated TV show 'Pokémon the Series' features the adventures of Ash and his Pokémon best friend Pikachu, along with many other friends and Pokémon. Their story has also extended to include a series of full-length animated films.



## Pokémon Trading Card Game

The Pokémon Trading Card Game lets players collect and build decks of cards to use in games to 'battle'. Each card depicts a detailed illustration of a Pokémon along with information or 'stats' about that Pokémon. Stats will usually include the energy type as well as the strengths and weaknesses of each Pokémon. Many fans like to collect these cards.

## Pokémon Video Games

There are a wide variety of Pokémon-themed video games for fans worldwide to enjoy. Some are very detailed role play and quest games, while others are quick and simple puzzle games.

# Questions

1. List three products that are included in the Pokémon franchise.

---

---

2. How was the animated TV series extended?

---

---

3. What is on a Pokémon trading card?

---

---

4. What are 'stats'?

---

5. Which word in the text means 'to show or represent with a picture'?

---

6. What kinds of Pokémon video games are available to play?

---

---

---



# Tuesday Mentals - Week 9

Write today's date:

\_\_\_\_\_

Solve these addition problems:

$3 + 9 = \underline{\quad}$        $9 + 2 = \underline{\quad}$

$7 + 5 = \underline{\quad}$        $8 + 6 = \underline{\quad}$

Count on from these numbers:

18 \_\_\_\_\_

27 \_\_\_\_\_

Order these numbers from biggest to smallest:

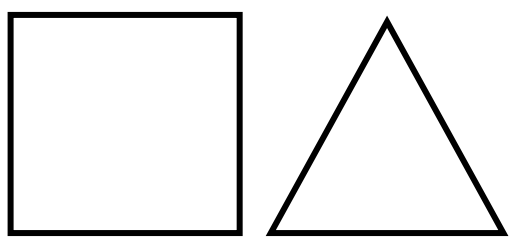
19      39      27      38      41

B						S
---	--	--	--	--	--	---

55      41      58      53      60

B						S
---	--	--	--	--	--	---

Shade half of each shape. Write half as a fraction.



\_\_\_\_\_

If today is Thursday, tomorrow will be

\_\_\_\_\_

Write tomorrow's date:


\_\_\_\_\_

Fill in the missing addend on these sums:

$5 + \underline{\quad} = 12$        $8 + \underline{\quad} = 14$

$9 + \underline{\quad} = 15$        $2 + \underline{\quad} = 9$

How many does the tally show?



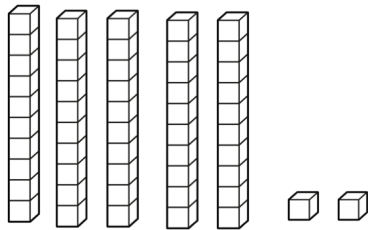
\_\_\_\_\_

Count back from these numbers:

30 \_\_\_\_\_

52 \_\_\_\_\_

How many?



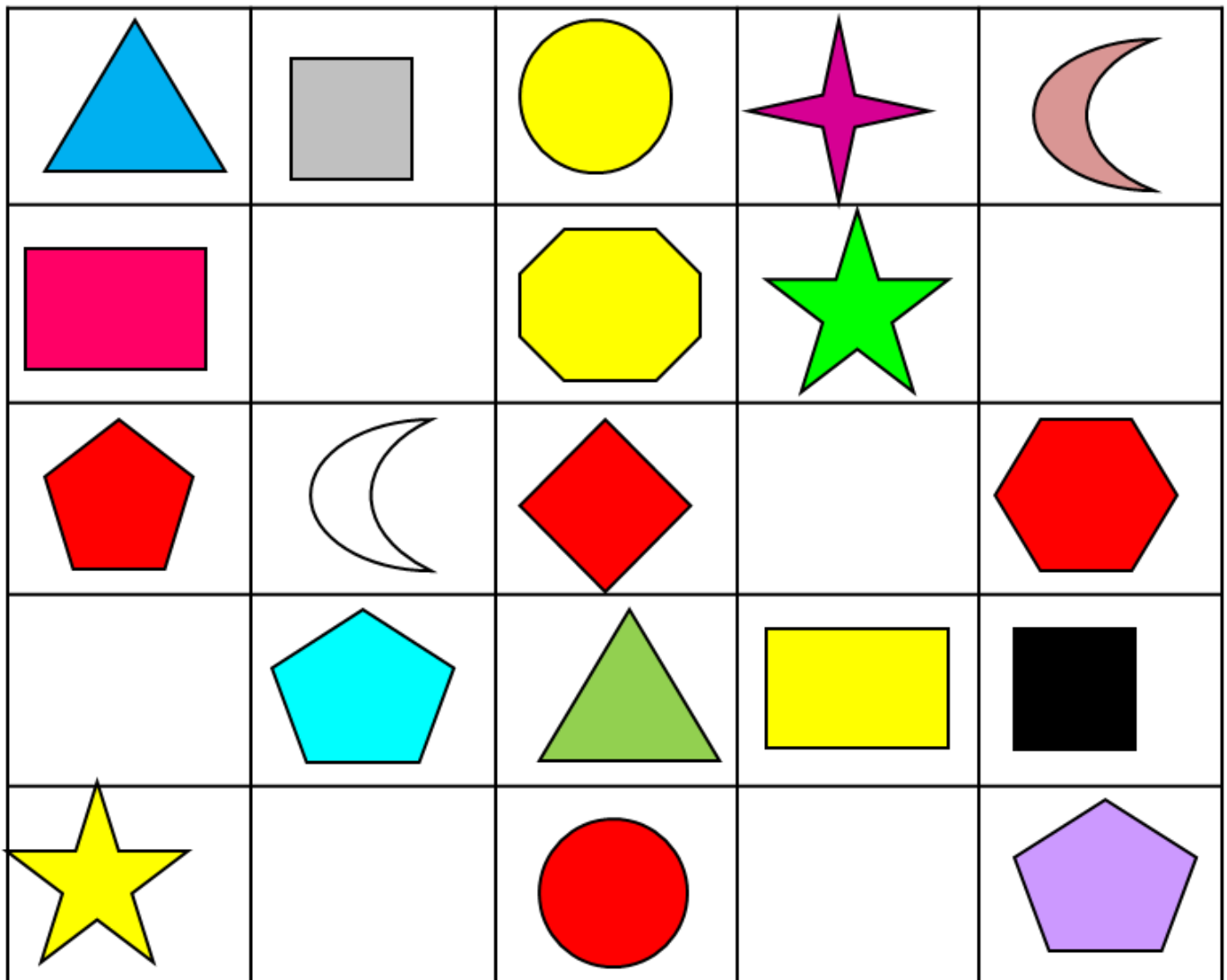
Tens	Ones

Write the expanded form

\_\_\_\_\_ + \_\_\_\_\_ = \_\_\_\_\_

## Shapes in a Grid

Use the grid below to help you answer the questions at the bottom of the page.



Type your answers in the empty boxes next to each one.

1. What shape is below the <b>red hexagon</b> ?	
2. What shape is to the <b>left</b> of the yellow rectangle?	
3. What colour is the shape in the <b>top row furthest to the right</b> ?	
4. I'm in the 4th row right in the middle? Which shape am I?	
5. Start at the yellow star in the bottom row. Move up 3 spaces. Go right 2 spaces. Move down 2 spaces. Move 1 space to the right. Move up 2 spaces. Where did you end up?	

## Phoneme hunt

Using your PM reader - find words that contain 2, 3, 4 or 5 phonemes.

A phoneme is the smallest unit of sound in speech (not necessarily a single letter - although it can be). Here are some examples of each:

2 - at, add

3 - ham, meet

4 - drum, brush

5 - strand, splotch

It is important to say the word slowly to work out the sounds you hear.

2 phonemes	3 phonemes	4 phonemes	5 phonemes

Feel free to write some more under here.

# Wednesday Mentals - Week 9

Circle the biggest number:

92      91      89      19

Circle the smallest number:

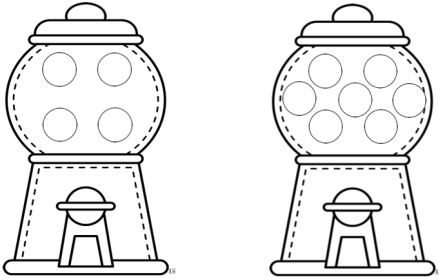
61      58      64      76

Count forwards:

68 \_\_\_\_\_

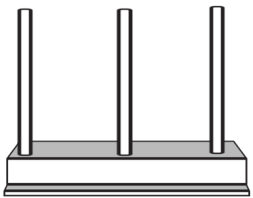
81 \_\_\_\_\_

Write the addition sum:



\_\_\_\_\_ + \_\_\_\_\_ = \_\_\_\_\_

Show 32 on the abacus:



Tens	Ones


63 = 60 + 3 so

49 = \_\_\_\_\_ + \_\_\_\_\_

78 = \_\_\_\_\_ + \_\_\_\_\_

What time is on the clock?

\_\_\_\_\_ : \_\_\_\_\_



Order these numbers from smallest to biggest:

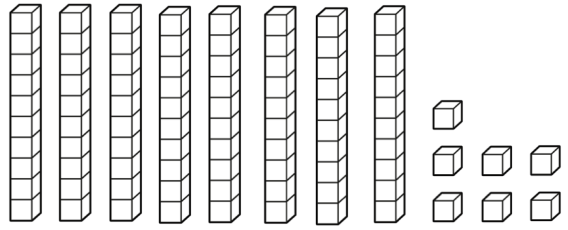
95      83      97      80      88

S						B
---	--	--	--	--	--	---

54      25      65      70      66

S						B
---	--	--	--	--	--	---

How many?



Tens	Ones

Write the expanded form

\_\_\_\_\_ + \_\_\_\_\_ = \_\_\_\_\_

Solve these number sentences:

$15 + 5 = \underline{\quad}$

$18 + 3 = \underline{\quad}$

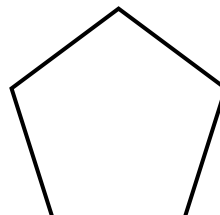
$12 - 6 = \underline{\quad}$

$9 - 7 = \underline{\quad}$

Fill in the missing numbers

48	49			
	54			57

Name: \_\_\_\_\_



sides	corners



KEY			
	Animal Encounter Meeting Points 17B, 14E, 9N		First Aid In an emergency call 02 6881 1455
	ATM 22E		Food and Beverage Outlets Zoo Café & Bar 21F The Waterhole 3R
	Caravan/Trailer Parking		Hand Sanitiser 22F, 7H, 20I, 23K, 14M, 17Q, 13S, 35, 19U, 13U, 9W
	Defibrillator In an emergency call 02 6881 1455		Information 22F
	Distance Marker		Keeper Talk C17, J9, L22
	Drinks Vending Machine (cash only)		Lookout
	Mobilehome Service Point 26H		Overnight Accommodation 1K, 15T
	Parking		Picnic Area
	Playgrounds 20H, 17Q, 3Q		Road (One-way circuit only)
	Savannah Safari 6F		Safari Trail
	Shelters		Toilets 13L, 5R, 8X, 18U, 21F
	Walking Track		Water Refill Station
	Zoo Shop 21F		

### KEEPER ACTIVITIES

Plan your day around our free live Keeper Activities! You can also check out our virtual Keeper Talks as you explore the zoo. Just keep an eye out for the QR code signage.

	<b>Black Rhino Keeper Talk</b> 9.25am C16		<b>Goat Feed</b> Between 12.30 – 1pm Q17
	<b>Ring-tailed Lemur Feed</b> Between 9 – 9.30am F20		<b>Barbary Sheep Feed at The Waterhole</b> 12.40pm R1
	<b>Deer Feed</b> 10.30am U12		<b>Spider Monkey Feed</b> Between 12.30 – 1pm E21
	<b>Cheetah Keeper Talk</b> 11.20am G9		<b>Meerkat Feed at The Waterhole</b> 12.45pm R2
	<b>Asian Elephant Keeper Talk</b> 11.50am J9		<b>Otter Feed</b> 2.10pm Q9
	<b>Deer Feed</b> 12.30pm U12		

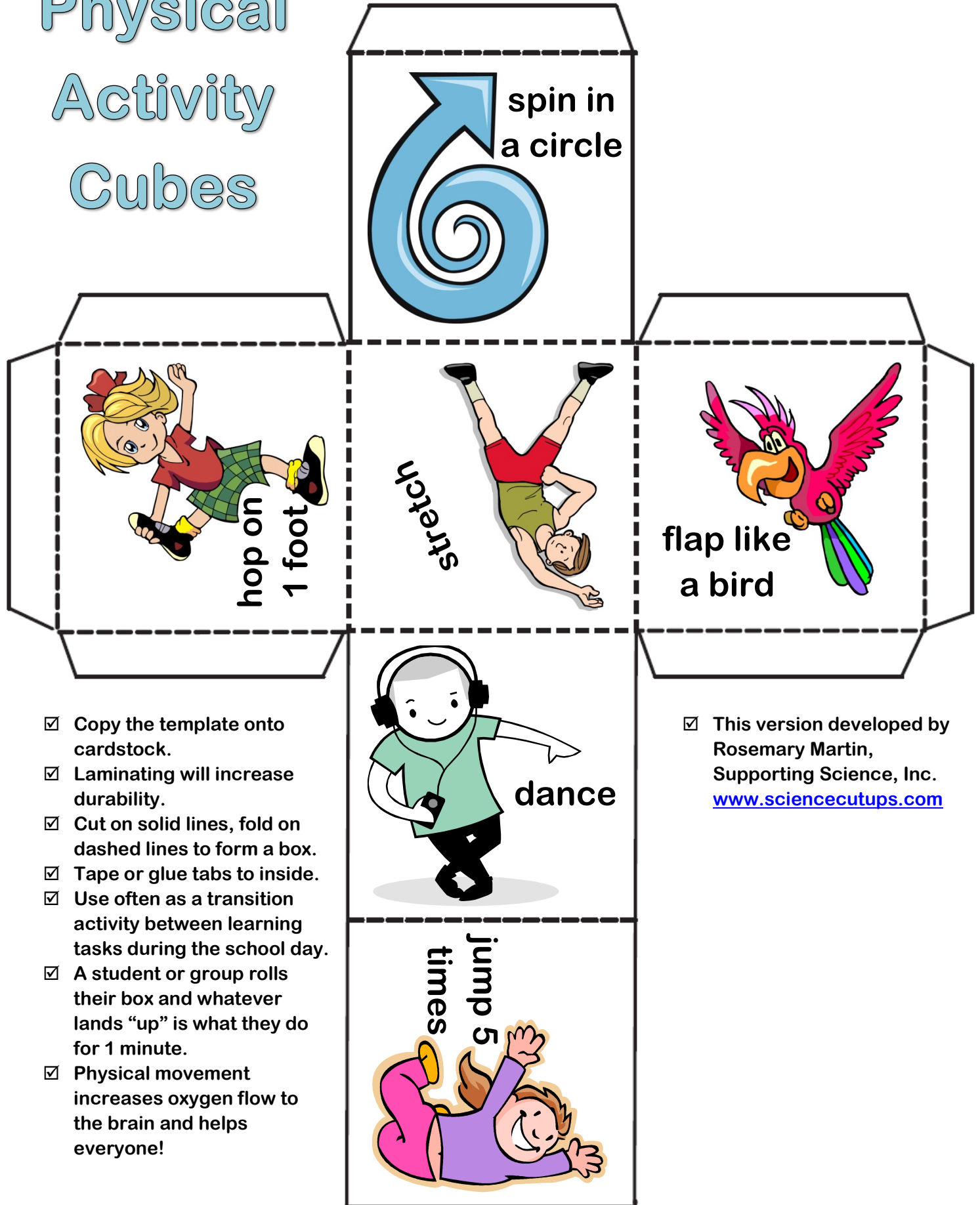


Keeper Talks are informational presentations by Zoo Keepers. Keeper Feeds involve seeing Zoo Keepers feed the animals, with Keepers available to answer questions. Some activities are weather dependant.



# Physical Activity Cubes

Cut on solid lines - Fold on dashed lines



- ☑ Copy the template onto cardstock.
- ☑ Laminating will increase durability.
- ☑ Cut on solid lines, fold on dashed lines to form a box.
- ☑ Tape or glue tabs to inside.
- ☑ Use often as a transition activity between learning tasks during the school day.
- ☑ A student or group rolls their box and whatever lands "up" is what they do for 1 minute.
- ☑ Physical movement increases oxygen flow to the brain and helps everyone!

- ☑ This version developed by Rosemary Martin, Supporting Science, Inc. [www.sciencecutups.com](http://www.sciencecutups.com)

# The Bear Who Came to Babysit

Arno and Bibi were helping Mum and Mike to pack for their honeymoon. Mum checked her list. "Clothes, toothbrush, tickets... We just need the babysitter to arrive," she said.

"We've found you the perfect one," said Mike with a wink. "You're going to have a great time! You'll bear-ly notice we're gone."



But little did the children know, the babysitter was... a great, big BEAR! "Be on your best behaviour," said Mum. "We'll be back in a few days!"

"GRRR!" growled the bear.

The children stood speechless, staring at their new babysitter. Arno turned to his sister. "Is this really happening?" he asked.

"Whoever heard of a bear babysitter?" shrugged Bibi.

"GRRR!" growled the bear.





That night, the bear ran a bath. "Don't forget the bubbles!" said Bibi, handing the bear the bottle. The bear squeezed it very hard!

"This is fun!" giggled the children.

"GRRR!" growled the bear.

The next morning, Bibi and Arno sat down at the table. "I wonder what's for breakfast," said Arno. The bear gave them each some extremely sticky honey.

"This is delicious!" chuckled the children.

"GRRR!" growled the bear.



After breakfast, it was time to go to school. Arno and Bibi hopped into the car and buckled their seatbelts as the bear squeezed into the driver's seat. Screech! went the brakes.

"Wheeeeeee!" said the children.

"GRRR!" growled the bear.



That night, the bear tucked the children into bed. They snuggled up to listen to a bedtime story. "Goodnight," whispered Arno.

"Goodnight," whispered Bibi.

"GRRR!" growled the bear.







The next day was Saturday so the children slept late. Meanwhile, the bear did some laundry then hung it on the line. "Good morning!" called the neighbour.

"GRRR!" growled the bear.

When the children finally woke up, the bear was busy washing the dishes. "Good morning, Bear!" shouted Bibi as they both raced downstairs. "How did you sleep—"

"Yuck!" said the children. This was not how Mum and Mike usually did the dishes. In fact, the bear hadn't done anything the way that Mum and Mike usually did. "They won't let you babysit again if they see all this mess!" cried Arno.

"GRRR!" growled the bear.



They rushed to gather the clothes from the line and placed them in the washing machine. They whizzed around the kitchen until the dishes were spotless and the sticky breakfast mess was all cleaned up.

They sped through the upstairs rooms, mopping up the bathroom and tidying the bedroom. Arno hastily patched up the curtains while Bibi and the bear hurriedly painted the car... finishing just as Mum and Mike arrived home!



"Well, you both look happy!" said Mike.


"And the house looks very tidy!" said Mum. "Have you all had fun?"

"YES!" shouted the children.

GRRR!" growled the bear.

After the bear had gone, Mum asked the children, "Would you like your new friend to babysit again one day?"

"GRRR!" growled the children.





# Questions

1. Where are Mum and Mike going at the beginning of the story? Tick one.
  - to the shops
  - to the bank
  - on honeymoon
  
2. What type of animal shows up to babysit Arno and Bibi? Tick one.
  - a moose
  - a bear
  - a lion
  
3. What does the bear say throughout the story? Tick one.
  - "Hello!"
  - "Help!"
  - "GRRR!"
  
4. What does the bear give to the children for breakfast? Tick one.
  - honey
  - toast
  - cereal
  
5. What do the children and the bear have to do before Mum and Mike get home? Tick one.
  - tidy up
  - get dressed
  - have a bath

# Questions

1. What is special about the babysitter? Tick one.

- The babysitter is a bear.
- The babysitter is a clown.
- The babysitter is a baby.

2. What happens when the bear squeezes the bubble bath? Tick one.

- There are bubbles everywhere.
- The bear spills it on the floor.
- Bibi slips over.

3. What has happened to the car when the bear takes Arno and Bibi to school?

---



---

4. Draw a line to match up the boxes to complete the sentences.

"We've found you ●	● up the curtains.
Arno hastily patched ●	● growled the bear.
"GRRR!" ●	● the perfect one."

5. Complete this sentence.

"Well, you both look \_\_\_\_\_!"

sad

tired

happy

# Questions

1. Why are Arno and Bibi 'speechless' at the beginning of the story? Tick one.

- Because they don't have a babysitter.
- Because the babysitter is their teacher.
- Because the babysitter is a bear.

2. What is the first thing the bear does for the children?

---

3. What word do the children use to describe the honey they have for breakfast?

---

4. Draw a line to match the word to its meaning.

advert

clothes that need to be washed

laundry

in a quick manner

hurriedly

a notice promoting a product or service

5. What does Mum ask the children once the bear has left?

---



---

6. Do you think Arno and Bibi had fun with the bear? Why?

---



---



---

# Friday Mentals - Week 9

What number is before?

\_\_\_\_\_ 90                  \_\_\_\_\_ 87

\_\_\_\_\_ 73                  \_\_\_\_\_ 102

What number comes after?

79 \_\_\_\_\_                  99 \_\_\_\_\_

85 \_\_\_\_\_                  43 \_\_\_\_\_

Double these numbers.

$5 + 5 =$  \_\_\_\_\_                   $6 + 6 =$  \_\_\_\_\_

$4 + 4 =$  \_\_\_\_\_                   $3 + 3 =$  \_\_\_\_\_

Fill in the missing addend:

$4 +$  \_\_\_\_\_  $= 12$                    $7 +$  \_\_\_\_\_  $= 11$


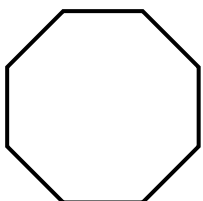
$5 +$  \_\_\_\_\_  $= 13$                    $8 +$  \_\_\_\_\_  $= 15$

Order these numbers from the biggest to smallest:

98                  39                  55                  47                  41


B						S
---	--	--	--	--	--	---

Shade half of each shape. Write half as a fraction.



\_\_\_\_\_

What time is shown on the clock?



\_\_\_\_\_ : \_\_\_\_\_

What day is after Friday?

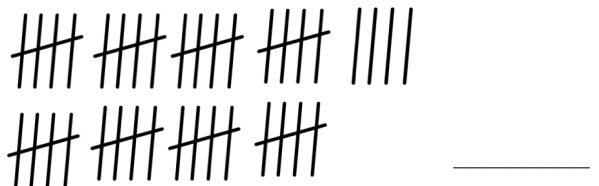
\_\_\_\_\_

Complete these 'friends of 10' sums.

$1 +$  \_\_\_\_\_  $= 10$                    $6 +$  \_\_\_\_\_  $= 10$

$7 +$  \_\_\_\_\_  $= 10$                    $2 +$  \_\_\_\_\_  $= 10$

How many does the tally show?



Count backwards:

91 \_\_\_\_\_

63 \_\_\_\_\_

Write the expanded form for these numbers.

$13 =$  \_\_\_\_\_  $+$  \_\_\_\_\_












$31 =$  \_\_\_\_\_  $+$  \_\_\_\_\_

Write these numbers in standard form:

3 tens + 4 ones = \_\_\_\_\_

6 tens + 1 one = \_\_\_\_\_





Mindfulness	Gratitude	Get Creative	Physical / Games
<p><b>Senses Walk</b></p> <p>Go on a 'senses walk'. Think of all the things you can see, hear, smell and feel.</p>  <p>Collect 3 items from nature and describe them using your senses.</p>	<p><b>Journal Writing Ideas</b></p> <p>*Something someone did for you today *A person you love * Something you like to do * Something that made you laugh today *A song you like *A game you like to play *A new skill you have learned *A food you like to eat *A pet you love *Something you have that you know other people don't have *A memory of something you have done in the past</p>	<p><b>Rainbow Hunt</b></p> <p>Go on a rainbow scavenger hunt or make up your own</p> 	<p><b>Get Active</b></p> <p>Design a backyard fitness circuit. You could use balls, hula hoops, skipping ropes. Activities could include balancing, running, jumping, skipping, hopscotch, throwing, star jumps, hopping, sack races, aerobics etc</p>
<p><b>Sensory Jar</b></p> <p>Make a special Jar! Fill it with glitter/water/food colouring/small toys, Lego or beads. What sorts of things make the objects (emotions) in the jar swirl? Say them out loud as you shake the jar e.g. *losing a game * making a new friend *missing friends *spending time with family</p> 	<p><b>Write a letter</b></p> <p>Write a letter or a card to a family member or friend</p> 	<p><b>Calm Colouring</b></p> <p>Find a quiet place or put on some calming music and colour in some colouring in pages (some are attached)</p> 	<p><b>Outdoors</b></p> <p>Ride bikes or scooters, fly a kite, play fetch with your dog, blow bubbles, kick a ball, jump on the trampoline, weed the garden, look for bugs, explore the backyard with a magnifying glass, cloud watch, jump rope, backyard picnic, just run around, count how many birds you see, build a fort .....</p>
 <p><b>Dadirri</b> is a word from the Languages of the Aboriginal people which means inner, deep listening and quiet, still awareness. Take time to stop, look, listen and learn. Sit quietly outside, look at something interesting, close your eyes and listen to the sounds in the environment. Become aware of the birds and the trees and the wind.</p>	<p><b>Be Kind</b></p> <p>Do a random act of kindness by doing something nice for someone at home</p> 	<p><b>Junk Art</b></p> <p>Get INVENTIVE and build something from things you find in your recycling.</p> 	<p><b>Disco</b></p> <p>Make a playlist of songs and have disco!</p>
	<p><b>Describing You</b></p> <p>How would your family describe you? Draw a self-portrait and write the words that describe you around it.</p>	<p><b>LEGO</b></p>  <p>Lego building challenge (see attached Lego Challenge for details)</p>	<p><b>Board Games</b></p> <p>Play a board or card game with someone you live with!</p> 


**Thursday the 9th of September is R U OK? Day. This year especially it is important to take time to look after ourselves so on Thursday students are able to stay offline and complete some wellbeing activities. They may choose a few from the rubric, think of some themselves or just find time to sit and have a chat. Stage 1 teachers will also be offline on Thursday but would love to see a photo on Friday of an activity you may have completed.**




Leah Hirvath—Deep Sea Turtle











**Mudgee Public School Lego Challenge – choose an activity from any day you like!**

# THE MASTER BUILDER CHALLENGE!

**Follow the instructions for each day.  
The only rule is to have FUN and use  
your IMAGINATION!**

			<b>Day 1</b> You are hired by an amusement park to create a new rollercoaster!	<b>Day 1</b> NASA needs you to build them a new rocket!	<b>Day 3</b> Your family wants to build a new home and they need you to design it!	<b>Day 4</b> Hollywood hires you to build a set for the new <i>Star Wars</i> movie!
<b>Day 5</b> You enter a contest to build the world's tallest tower. Will you win??	<b>Day 6</b> You are stuck on Mars. You need to build a new spaceship to get home!	<b>Day 7</b> Toyota hires you to create the toughest truck in the world! Can you do it?	<b>Day 8</b> You and four friends are stuck on an island. You need to build a boat to find your way home!	<b>Day 9</b> Captain Hook needs a pirate ship! Can you build him a good one??	<b>Day 10</b> You and your friends decide to build a treehouse!	<b>Day 11</b> Prince Charming hires you to build a new castle for him and Cinderella!
<b>Day 12</b> Dr Who hires you to build a new time machine!	<b>Day 13</b> You are asked by the city of Sydney to build a new Opera House!	<b>Day 14</b> Mr Hilton hires you to build a new hotel!	<b>Day 15</b> There is a circus in town. Build a place for the performance!	<b>Day 16</b> Help your fellow explorers build a submarine to explore the bottom of the ocean!	<b>Day 17</b> The big car race is coming! Can you build the fastest car going?	<b>Day 18</b> Do you wanna build a snowman? Build a ski resort!
<b>Day 19</b> What is your favourite bridge? Can you build a bridge just like it?	<b>Day 20</b> Pizza party! It is up to you to make a funky pizza for all the guests!	<b>Day 21</b> You are hired to build a brand new hospital!	<b>Day 22</b> You got a pet T-Rex for your birthday! Can you build him an enclosure?	<b>Day 23</b> You are now in medieval times. You are asked to build a jousting arena!	<b>Day 24</b> The local bank keeps getting robbed! Can you make a safe building for them?	<b>Day 25</b> Design and build your dream bedroom!
<b>Day 26</b> You are elected Ruler of the Land! Design a new flag for your country.	<b>Day 27</b> Aliens are invading! Build a new war robot to defeat them.	<b>Day 28</b> The aliens took over but they liked your robot. Can you build a better one for them?	<b>Day 29</b> The One Colour Challenge! Can you build an entire house out of the same colour bricks?	<b>Day 30</b> There is a blizzard! Can you build a snowmobile to get home?		<b>What was your favourite day?</b>



