









Year 2 Learning from Home Week 9


Monday 6th September 2021

Subject	Activities
Writing	<p>Diary Entry - Focus: Mindfulness Turn your work into the teacher on Google Classroom.</p> <ul style="list-style-type: none"> • Be still and take in what is going on around you. • Write a diary entry about sounds around you, smells, feelings and your internal weather. Remember to write in full sentences. <p>Smiling Mind **you will need access to Smiling Mind App/Account **</p>
Brain Break - Run around the garden 5 times, play a game or complete a series of exercises.	
Spelling	<p>Spelling Sound - oi Spelling Lesson watch this video to practice your Spelling Skills. This week our spelling words are focused on words that are spelt with oi spelling patterns in each word. On a new Google Doc or blank page, Brainstorm as many oi words as you can. Then complete your LSCWC from your Google Classroom or paper pack and complete a Coding activity to get to know your new words. Remember that oi is a digraph and would have an underline under those two letters. Coding Poster</p>
Reading	<p>Minecraft you say? Choose which difficulty you would like to attempt and then complete the task. You will read the text about Minecraft and then answer some questions in response to the reading. Level 1 Level 2 Level 3 ** Challenge - Write your own explanation of what Minecraft is and perhaps a recommendation for those who have never experienced the game **</p>
Break Time	
Maths	<p>Digital</p> <ul style="list-style-type: none"> • Complete the Monday Mentals Quiz linked on your Google Classroom. • Listen to the Song -  Directions - Clockwise/Anti-Clockwise, Left/Right and Quarter/H... • Play the directions game starting in the kitchen. Give directions, using positional language to send partner to your bedroom. Try to use words such as: left, right, half turn, quarter turn, above, below, middle, in between, clockwise, anti-clockwise. • Follow the actions of the song -  Hokey Pokey - Kids Dance Song - Children's Songs by The Learning Station <p>Non-Digital</p> <ul style="list-style-type: none"> • Complete the Monday Mentals Activity Sheet and then complete the directional game listed above.
Break Time	
Art 	<p>Choose some of your favourite toys and lay them outside with paper and markers or crayons. Trace the shadows onto paper (tracing onto newspaper would create an interesting effect), leave the toy with the paper taped to the ground outside and then revisit it a few hours later to see how the sun and shadows moved. Remember shadows are longer in the morning and afternoon. Share some photos to your Google Classroom. Can you explain why the pictures are different for different times of the day?</p> <p> Light and Shadows for Kids Science Video for Kids Kids Academy</p>  



Year 2 Learning from Home Week 9

Tuesday 7th September 2021

Subject	Activities
Writing	<p>Today is Super Hero Tuesday in Writing</p> <p>Your task is to assemble a team of three heroes to take down the Evil Villian (insert name here)</p> <p>You need to first of all Describe your Super Powers and then describe your two sidekicks and why you chose them.</p> <ul style="list-style-type: none">• Come up with your own super powers• Choose 2 hero sidekicks to help you• Write a story to defeat your chosen (or made up bad guy)• Send pictures to your teacher
Brain Break - Run around the garden 5 times, play a game or complete a series of exercises.	
Spelling	<p>Spelling</p> <p>Check this bank of words to compare with your brainstorm from yesterday Oi oy word list</p> <p>Remember to take a picture in your mind for each word to remember what it looks like as well as how it is written.</p> <p>Please write out your spelling words on the Spelling sheet and then circle the Onset and underline the rime. Remember the onset comes before the first vowel sound.</p> <p>Spelling Lesson watch this video to practice your Spelling Skills.</p>
Reading	<p>How do you get Pikachu onto a bus?... You pokemon (poke him on)</p> <p>Choose which difficulty you would like to attempt and then complete the task. You will read the text about Pokemon and then answer some questions in response to the reading. Level 1 Level 2 Level 3 ** Challenge - Write your own explanation of what Pokemon is and perhaps a recommendation for those who have never experienced it **</p>
Break Time	
Maths	<ul style="list-style-type: none">• Complete the Mentals Quiz activity (linked in Google Classroom or as a resource sheet)• Complete the Shapes in a Grid activity (linked in Google Classroom or as a resource sheet) <p>Extra</p> <ul style="list-style-type: none">• Play Battleships Game - either online or at home if you have it. Remember to call out the position of the ships you're trying to hit by saying the letter and then the number.• Listen to the song - The Left vs. Right Song! Scratch Garden
Break Time	
Library 	<p>Listen to Mrs Vitnell reading the book 'Anemone is not the Enemy' by Anna McGregor. It can be found at this link...</p> <p>After you have listened to the story, draw your own picture of a clownfish in sea anemone.</p> <p>Or follow this YouTube link Kids Can Draw: Clown Fish in Sea Anemones</p>



Year 2 Learning from Home Week 9

Wednesday 8th September 2021

Subject	Activities
Grammar Hunt	Using one of your PM readers, please find words that contain 2, 3, 4 or 5 phonemes. Phoneme hunt ** See instructions, examples, definition and table in the document **
Brain Break - Run around the garden 5 times, play a game or complete a series of exercises.	
Spelling	Spelling LSCWC in your Spelling page and then complete the Alphabetical Order for your words. Take care when ordering your words, you might need to look beyond the first letter at times. Complete the oi oy activity here to practice identifying the correct use of the sound. Spelling Lesson watch this video to practice your Spelling Skills.
Reading	Focus: Fluency and Expression Read a book from home or Log onto the PM eCollection . Record this in your reading log. Time yourself reading it through the first time then reread it with fluency and expression. How did you do? Try it again in front of a mirror.
Break Time	
Maths	Listen to the song - Here We Go Directions Song Directions Song for Kids Jack Hart... Digital Look at the Taronga Zoo Map . Use whatever materials you can find in your house, such as blocks, lego and stuffed animals to make a model of this map. When finished, decide the best place to start and the route to follow to see the animals that interest you. (You need to write these directions for at least 5 animals. Remember to choose a picnic spot for lunch) Take a photo to upload of your zoo/directions and upload them to Google Classroom. Complete the Wednesday Maths Mentals Quiz on your Google Classroom. Non-Digital Use the attached Zoo map to complete the model and mapping activity listed above. Complete the Wednesday Mentals activity sheet. Extra: Follow the Code Game
Break Time	
Sport	Make the Activity dice attached and have some movement fun! Physical Activity Cube.pdf



Year 2 Learning from Home Week 9

Thursday 9th September 2021

Well-being Day - choose activities from the grid. These include Mindfulness, Gratitude, Get Creative and Physical/Games Activities.

Have a lovely, relaxing and enjoyable day!



Year 2 Learning from Home Week 9

Friday 10th September 2021

Subject	Activities
Writing	Free Choice - write a story, poem, information report, description, etc of anything that you would like to write about. It needs to have a title and fit with the requirements for that type of text. (Story/poem to entertain, description/information report to inform or a persuasive text to challenge/persuade the reader) Make sure you share it with your teacher.
Brain Break - Run around the garden 5 times, play a game or complete a series of exercises.	
Spelling	Test Time Your teacher has uploaded the ' Spelling Test and Sentences ' worksheet to your Google Classroom. <ol style="list-style-type: none">1. Open the document. Click open with Google Docs.2. Have a sibling or family member test you. Type your words as they say them.3. Choose 6 words and place them into the most interesting sentences you can think of. Remember to use the correct punctuation.4. Turn your work into the teacher for checking. ** Challenge - See if you can write a Spelling Story using your Spelling Words (6 sentences that form part of a story) ** Spelling Lesson watch this video to practice your Spelling Skills.
Reading	Read The bear who came to babysit then complete the questions that go with the task Level 1 Level 2 Level 3
Break Time	
Maths	Digital <ul style="list-style-type: none">• Complete the Friday Mentals Quiz linked in your Google Classroom.• Listen to the Song - Whole turns, half turns, and quarter turns• Draw a map of your backyard on paper. Find a great spot to hide some treasure and mark it on the map. Pretend you have a friend searching for the treasure but they are blind folded. Draw the path you want them to take on the map and then write the directions that you would call out to them. Try to remind them of obstacles so they don't run into anything. Turn a picture of your map and directions into the teacher on Google Classroom.• Play the Position Kahoot Quiz Non-Digital <ul style="list-style-type: none">• Complete the Friday Mentals resource sheet and the mapping/directions activity above.
Break Time	
Check In	Complete the Weekly Check In form linked in your Google Classroom.
Afternoon	Prepare afternoon tea. Get everything you need and set up a picnic in your backyard for your family. Discuss the things you can see, smell, hear, taste and feel with your family.