














**1st Task (Must Do)** - Sign into Google Classroom and answer the question posted by your teacher.

Subject	Activities
Writing	Focus: <b>Journal Writing</b> (complete in a book or on a piece of paper) <ul style="list-style-type: none"> <li>Write about <b>what you like to do when you are not at school</b>. Remember to write in full sentences.</li> <li>Try to include details about what you do, who you do it with, where you do it, when you do it, how you do it and why you do it.</li> </ul>
Spelling	Focus: <b>'oy' words</b> <b>Digital Activities:</b> 1. Practice your 'oy' spelling words  'oy' LCSWC Spelling Sheet.pdf or 'oy' extension words  'oy' Extension LCSWC Spelling Sheet.pdf 2. Complete the following  'oy' worksheet.pdf <b>Non-Digital Activities:</b> 1. Practice your 'oy' words (or extension words) on your LCSWC grid. 2. Complete the <u>'oy' worksheet</u> in this pack.
Reading	Focus: <b>The Three Kangaroos Gruff</b> (by Mem Fox) <u>or</u> a <b>book of your choice</b> from home <b>Digital Activity:</b> 1. Watch and listen to the  Read Aloud - The Three Kangaroos Gruff by Kel Richards . 2. Complete the following  The Three Kangaroos Gruff.pdf <b>Non-Digital Activity:</b> 1. Choose a book from home you can read or have an adult read to you. 2. <u>Draw and label a scene/setting</u> from the book you have read.
<b>Break Time: Have a break and some play time</b>	
Maths	Focus: <b>Money and Shopping</b> If using a computer click on the following link to take you to the <a href="#">Woolworths catalogue</a> . If you are using your paper pack, see if mum or dad can get you a catalogue from the shops. <b>Activity:</b> You are planning a party! Write down the items you would need to purchase and how much each item is going to cost. Use this Party Planning Sheet to help you. Party Planning.pdf
<b>Break Time: Have a break and some play time</b>	
Art	Focus: <b>Spring Hairdos</b> (using nature in art) Follow the instructions to create some 'Spring hairdos'. Take photos and send them to your teacher.  Yr 1 Week 10 Art Spring Hairdos.docx











# Year 1 Term 3 Week10 - Tuesday 14th September 2021

**1st Task (Must Do)** - Sign into Google Classroom and answer the question posted by your teacher.

Subject	Activities
Reading/ Comprehension	<p>Focus: <b>The Three Billy Goats Gruff</b> or a <b>book of your choice</b> from home</p> <p><b>Digital Activity:</b> 1. Watch and listen to  The Three Billy Goats Gruff   Fairy Tales   Giggibox . 2. Use the following to help you create a 3D model of scene from the book</p> <p> The 3 Billy Goats Gruff 3D Scene Ideas.pdf</p> <p><b>Non-Digital Activity:</b> 1. Choose a book from home you can read or have an adult read to you. 2. <b>Create a 3D scene/setting</b> from the book you have read. Use materials you have at home (e.g. Lego, paper, playdough).</p>
Spelling	<p>Focus: <b>'oy' words</b></p> <p><b>Digital Activities:</b> 1. Practice your 'oy' spelling words  'oy' LCSWC Spelling Sheet.pdf or 'oy' extension words  'oy' Extension LCSWC Spelling Sheet.pdf 2. Complete the following  'oy' words.pdf</p> <p><b>Non-Digital Activities:</b> 1. Practice your 'oy' words (or extension words) on your LCSWC grid. 2. Complete the <u>'oy' words</u> worksheet in this pack.</p>
Phonics / Grammar	<p>Focus: <b>Alphabetical Order</b></p> <p><b>Digital Activity:</b> 1. Watch and listen to  Alphabetical Order with Mr.Harlo - Learning Lessons for Kids – ChuChu School 2. Complete the following  Alphabetical Order.pdf</p> <p><b>Non-Digital Activity:</b> 1. Use a dictionary to help you complete the <u>Alphabetical Order worksheet</u> in this pack.</p>
<b>Break Time: Have a break and some play time</b>	
Maths	<p><b>Focus: Revision Subtraction</b></p> <p>Watch this video to refresh your memory about subtracting from 20.  Year 1 Subtracting from 20</p> <p>Using 20 items such as counters, pegs, buttons or stones, line up in two rows of 10.</p> <p>Roll a dice and take away the corresponding number of items from your collection. Remove all the items from one line before taking them away from the other. Continue until no items are remaining. You can use your own method to record the take away process. E.g. 20. 16. 10 , 8 etc.</p> <p>Complete Subtraction Worksheet-  Subtraction Worksheet.pdf</p> <p><b>Extension (Optional Activity 1)</b>  <b>Extension Tuesday Maths.pdf</b></p> <p> <b>Addition and Subtraction Extension.pdf</b></p> <p><b>Extension (Optional Activity 2):</b> Use 2 or 3 dice with a greater number of items.</p>
<b>Break Time: Have a break and some play time</b>	
Music	<p><b>Join our Stage 1 Zoom Music class at 2pm</b> (the details have been emailed) or make some music of your own. Play along to a song. Dance to some music or listen to different sounds around you.</p>













# Year 1 Term 3 Week 10 - Wednesday 15th September 2021

**1st Task (Must Do)** - Sign into Google Classroom and answer the question posted by your teacher.

Subject	Activities
Writing	<p>Focus: <b>Echidna Facts</b></p> <p><b>Digital Activity:</b> 1. Read the following and carefully highlight important facts.   echidna fact sheet.pdf 2. Fill in the following with 4 facts you have chosen   Echidna Facts to Write.pdf</p> <p><b>Non-Digital Activity:</b> 1. Complete the <u>draw and label an echidna worksheet</u> in this pack. 2. On the back <u>write 3 things you know (facts) about an echidna.</u></p>
Spelling	<p>Focus: <b>'oy' words</b></p> <p><b>Digital Activities:</b> 1. Practice your 'oy' spelling words  'oy' LCSWC Spelling Sheet.pdf or 'oy' extension words  'oy' Extension LCSWC Spelling Sheet.pdf 2. Complete the following  'oy' cloze passage worksheet.pdf</p> <p><b>Non-Digital Activities:</b> 1. Practice your 'oy' words (or extension words) on your LSCWC grid. 2. Complete the <u>'oy' cloze passage</u> worksheet in this pack.</p>
Reading	<p>Focus: <b>The Three Wallabies Gruff</b> <u>or a book of your choice</u> from home</p> <p><b>Digital Activity:</b> 1. Watch and listen to  Read Aloud- The Three Wallabies Gruff by Yvonne Morrison &amp; Heath McKenzie 2. Complete the following  Aussie Animals Word Search.pdf</p> <p><b>Non-Digital Activity:</b> 1. Read or have an adult read a book of your choice from home. 2. Use the <u>blank word search sheet</u> in your pack to create a word search with the names of characters, objects, etc from the book you have read.</p>
<b>Break Time: Have a break and some play time</b>	
Maths	<p><b>Focus: Area</b></p> <p>Watch the following video about area in order to refresh our memory about it.   An Introduction to Area   Teaching Maths   EasyTeaching</p> <p><b>Activity for Digital and Non Digital:</b> Select one type of object to cover a given shape or area. You could choose a magazine, an envelope, a sheet of paper, a plate or bowl. Choose an object and estimate then determine the area by placing your choice of measuring object on it. Did you have to overlap or were there gaps? Was your measuring object the best choice to determine the area? Draw a picture of your object and how you measured its area.</p> <p>Now you can trace around your hand and the hands of some of the people in your house. Don't forget your dog or cat. Whose hand has the biggest area? Can you guess? Stick them onto a piece of paper in order from smallest to largest.</p> <p><b>Optional activity</b> - Ordering shapes Worksheet  Ordering shapes by area.pdf</p>
<b>Break Time: Have a break and some play time</b>	
Library	<p>Listen to Mrs Vitnell read a story here: <a href="#">Who's your real Mum.mp4</a> and then complete the worksheet.  Library Week 10</p>






# Year 1 Term 3 Week 10 - Thursday 16th September 2021

**1st Task (Must Do)** - Sign into Google Classroom and answer the question posted by your teacher.

Subject	Activities
Writing/ Descriptive	<p>Focus: <b>Platypus Facts</b></p> <p><b>Digital Activity:</b> 1. Read the following and carefully highlight important facts   platypus fact sheet.pdf 2. Complete the following  Platypus Facts to Write.pdf</p> <p><b>Non-Digital Activity:</b> 1. Complete the <u>Draw and Label a Platypus worksheet</u> in this pack. On the back <u>write 3 things you know (facts) about a platypus.</u></p>
Spelling	<p>Focus: <b>'oy' words</b></p> <p><b>Digital Activities:</b> 1. Practice your 'oy' spelling words  'oy' LCSWC Spelling Sheet.pdf or 'oy' extension words  'oy' Extension LCSWC Spelling Sheet.pdf 2. Complete the following  'oy' and 'oi' dice worksheet.pdf</p> <p><b>Non-Digital Activities:</b> 1. Practice your 'oy' words (or extension words) on your LCSWC grid. 2. Complete the <u>'oy' and 'oi' dice worksheet</u> in this pack.</p>
Handwriting	<p>Focus: the <u>letter p</u> and the <u>letter q</u></p> <p><b>Digital Activity:</b> 1. Click on  Thursday Handwriting.pdf</p> <p>2. Use this sheet to print and complete your own on this  blank handwriting sheet.pdf</p> <p><b>Non-Digital Activity:</b> 1. Copy the letters and words from the <u>Thursday handwriting sheet</u> neatly onto your <u>blank handwriting sheet</u> (both are in this work pack).</p>
Reading / Illustrating	<p>Focus: <b>Kookoo Kookaburra</b> or a <b>book of your choice</b> from home.</p> <p><b>Digital Activity:</b> 1. Watch and listen to  Kookoo Kookaburra - by Gregg Dreise 2. Have a go at writing your own jokes using the following  My Funny and Positive Jokes.pdf</p> <p><b>Non-Digital Activity:</b> 1. Read or have an adult read a book of your choice from home. 2. Complete the <u>My Funny and Positive Jokes worksheet</u> in this pack.</p>
<b>Break Time: Have a break and some play time</b>	
Maths	<p><b>Focus: Length</b></p> <p>Watch the following video about Length  Measure Length   Mathematics Grade 1   Periwinkle</p> <p><b>Activity:</b> Using a tape measure, measure your family members and then draw them on a piece of paper from shortest to tallest. You might also like to include your pets!!</p> <p><b>Worksheet:</b> Complete the following worksheet  Length.pdf</p> <p><b>Extension (Optional):</b> Measuring hands Grid  Many hands measuring.pdf or Choose something in your house or backyard to measure. First guess how many footsteps it will take to get from one side to the other before measuring and checking. You could measure your driveway, your pool (if you have one) how long your backyard/frontyard is.</p>
<b>Break Time: Have a break and some play time</b>	
Sport	<p>Head outside and enjoy the beautiful Spring weather.</p> <p>Go on a bike ride, a family walk or play in your local playground (they are open now).</p>

# Year 1 Term 3 Week 10 - Friday 17th September 2021

**1st Task (Must Do)** - Sign into Google Classroom and answer the question posted by your teacher.

Subject	Activities
Spelling	Focus: <b>Spelling Test - 'oy' words</b> We know that you have been working hard to learn your spelling words this week and now it is your time to shine! Activity: Get a <b>family member to test you on your words for the week</b> and post how you went in Google Classroom.
Reading/ Comprehension	Focus: <b>Tiddalick the Frog</b> <u>or</u> a <b>book of your choice</b> from home. <b>Digital Activity:</b> 1. Watch and listen to  Dreamtime Stories - Tiddalick The Frog _2. Complete the following  Tiddalick the Frog Comprehension Questions.pdf <b>Non-Digital Activity:</b> 1. Read or have an adult read a book of your choice from home. 2. Write the <u>main problem</u> and <u>the solution</u> from your book. 3. Illustrate your writing.
Grammar / Editing	Focus: <b>Compound Words</b> <b>Digital Activity:</b> 1. Watch and listen to  Learning Words   Have You Heard About Compound Words   Phonics   Kid's Son... 2. Complete the following  Compound Words.pdf <b>Non-Digital Activity:</b> 1. Think and <u>say as many compound words</u> (e.g. baseball) as you know. 2. Complete the <u>Compound Words worksheet</u> in this pack.
<b>Break Time: Have a break and some play time</b>	
Maths	<b>Focus: Number Revision Odd and Even Numbers</b> Watch the following video to refresh your memory about odd and even numbers.  Count by Odd Numbers & Exercise   Counting Song for Kids   Skip Counting ... <b>Digital and Non-Digital Activities:</b> Write at least 4 of your own worded number stories. They can be addition or subtraction ones! <b>Example:</b> Miss Parish has 12 cupcakes but Boston ate 4 of them. How many does she have left?? <b>Optional Activity</b> - draw an odd monster and an even monster. How many arms, legs, eyes, fangs, horns, claws do they have?
<b>Break Time: Have a break and some play time</b>	
Golden Time	It's the last day of term! You can choose your Golden Time activity today. Have fun!
<b>Complete Weekly Check in Form:</b> <a href="#">Weekly Daily Form</a>	