

# Grandparents/Older Person Interview Questions

1. Name:
2. When and where were you born?
3. What were your parent's names?
4. What is your best memory of your mum and dad?
5. Where did you grow up?
6. How many people are in your family?
7. What was family life like when you were growing up?
8. What did you used to do for fun?
9. What was your house like growing up?

10. What jobs or chores did you do growing up?

11. Did you like school?

12. What did you want to be when you grew up?

13. How did you meet

Grandma/Grandpa/husband/wife?

14. What jobs have you had?

15. What would be your recipe for happiness?

16. What is your proudest achievement?




## T3 Week 8 Spelling Sheet 'ou'

Words	Monday	Tuesday	Wednesday	Thursday
cloud				
house				
round				
mouth				
outside				
proud				

# T3 Week 8 Spelling Sheet 'ou'

Words	Monday	Tuesday	Wednesday	Thursday
sour				
amount				
around				
ground				
mountain				
profound				





# EMUS

The emu is Australia's largest bird with adults standing at around 2m tall. They have long necks and extra long legs to enable them to run at speeds of up to 50km per hour.

Although emus are covered with fluffy feathers, they are unable to fly as their wings are too small.

Emus are **omnivores** and eat both plants and meat. They like to eat grass, insects, flowers and fruits.

Emus can be found in some woodlands and grasslands across all states of Australia except Tasmania.

Once a female emu lays its eggs, the male emu will look after them for the entire incubation period of around 60 days. During this time, the male emu will rarely eat or leave the nest. 7 days after hatching, emu **chicks** are able to leave the nest and feed themselves. The father will look after the chicks for the next 2 years.

Name: \_\_\_\_\_

Date: \_\_\_\_\_

# My Information Report

## on emus

---

---

---

---

---

---

---

---

---

---

---

---

---

---

---

---

---

---

---

---


---

---

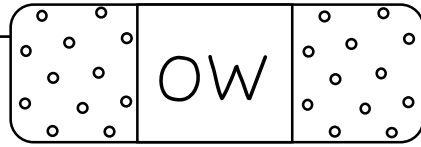
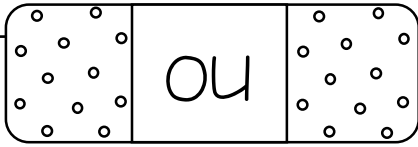
---

---

---



I can sort words with "ow" and "ou."



plow

round

about

out

now

cloud


chow


cow

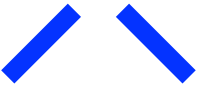
how

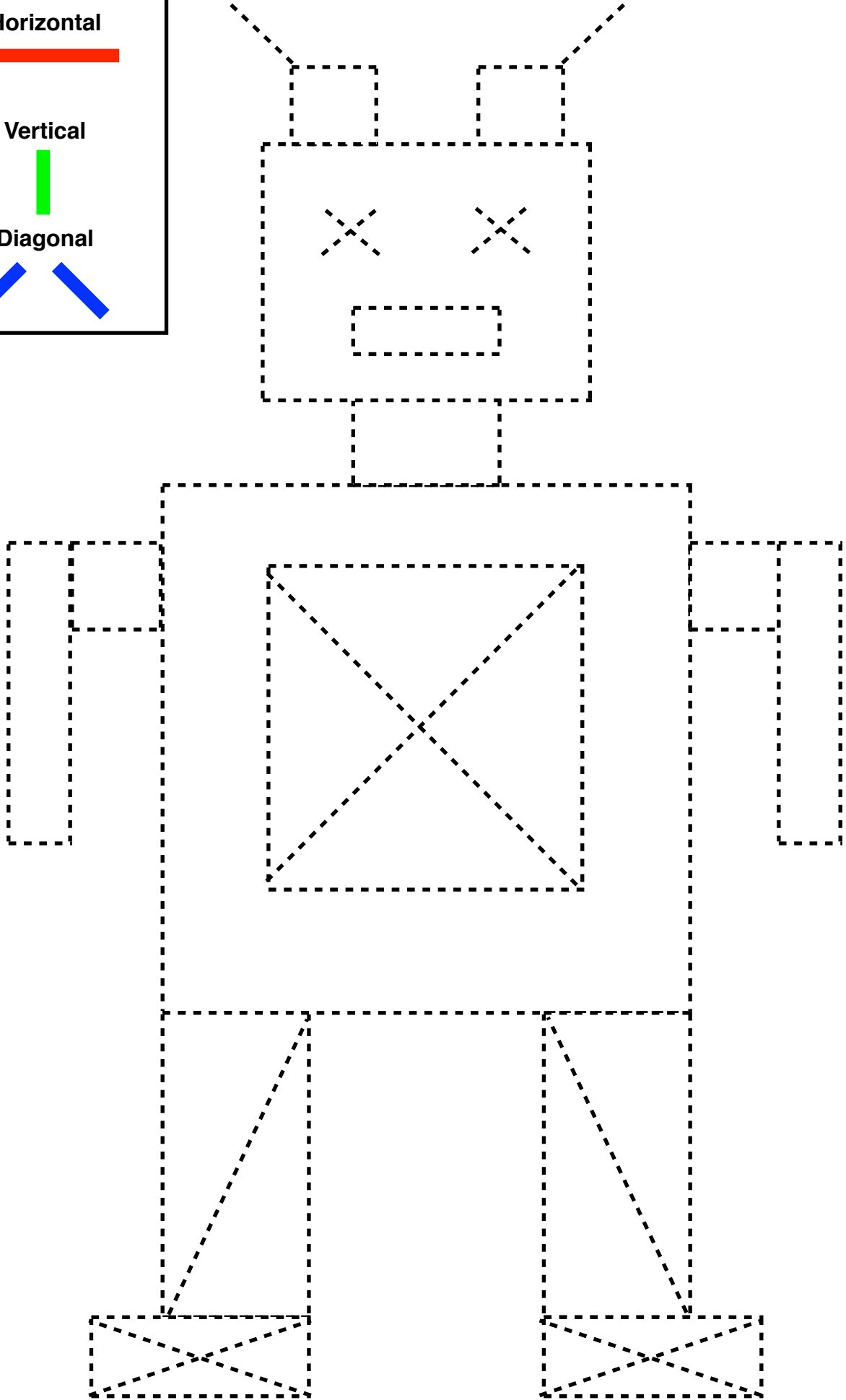
pouch



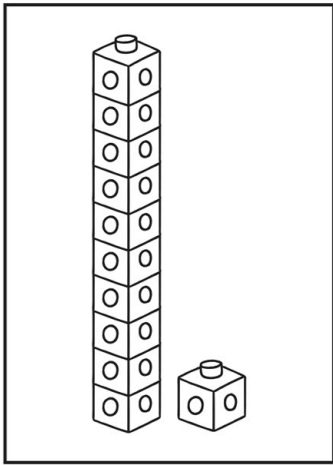
Horizontal  


Vertical  


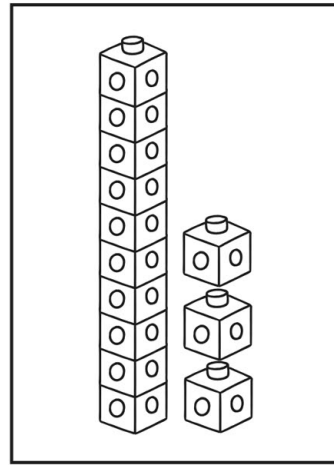
Diagonal  




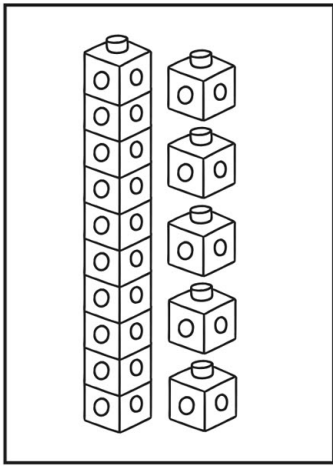

Place value matching - Cut out the numbers  
and glue them in the correct boxes.



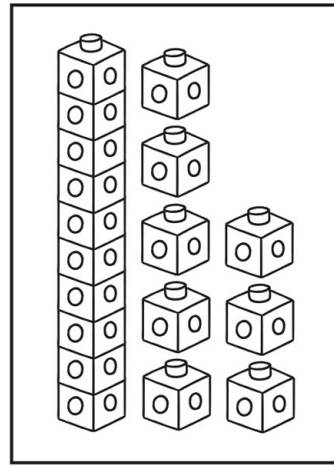
=



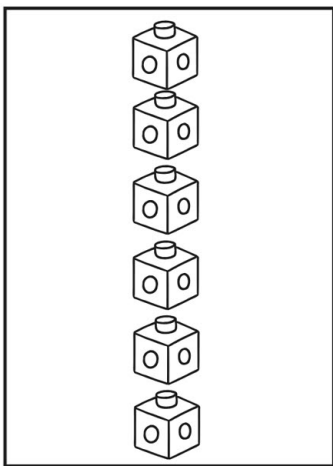

=



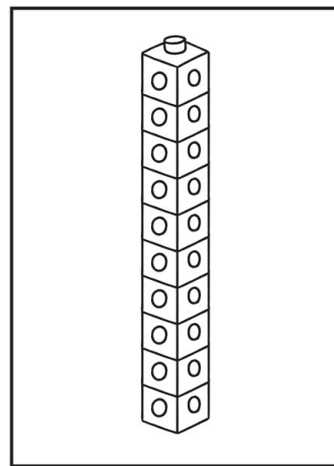
=




=



=



=



11

10



6


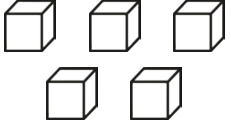
13

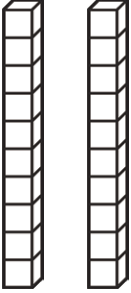

18

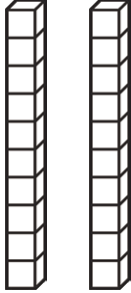
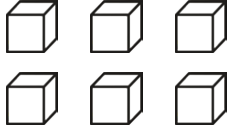
15


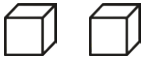
# How Many Tens and Ones?

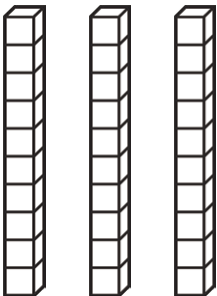
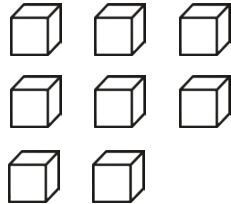
	
tens	ones

	
tens	ones

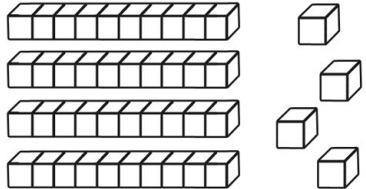
	
tens	ones

	
tens	ones

	
tens	ones

	
tens	ones

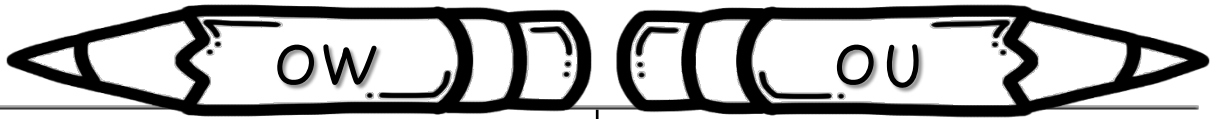
# Place Value

Number	Words	Expanded Form	Picture
	___tens ___ones	$50 + 2 = \underline{\quad}$	
	3 tens 9 ones	$\underline{\quad} + \underline{\quad} = \underline{\quad}$	
	___tens ___ones	$20 + 7 = \underline{\quad}$	
	___tens ___ones	$\underline{\quad} + \underline{\quad} = \underline{\quad}$	
75	___tens ___ones	$\underline{\quad} + \underline{\quad} = \underline{\quad}$	
15	___tens ___ones	$\underline{\quad} + \underline{\quad} = \underline{\quad}$	
	___tens ___ones	$70 + 8 = \underline{\quad}$	

# OW & OU Word Sort

Directions: Read the words in the boxes. Sort the words.










pouch	now	found	chow
out	about	plow	round
how	cow	cloud	flower



# Find and Write the 'ou' Words



Write the words and then colour the pictures with an 'ou' sound in them.

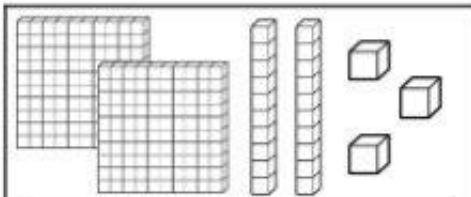
 s      nd	 s      n	 nd
 f      nd	 p      d	 p      g
 b      l	 t	 m      th

twinkl.co.uk

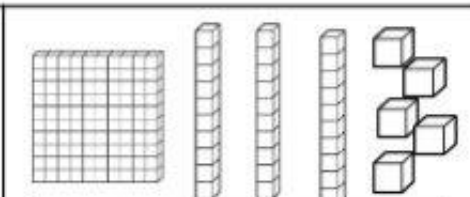
Name \_\_\_\_\_

# Hundreds, Tens, and Ones

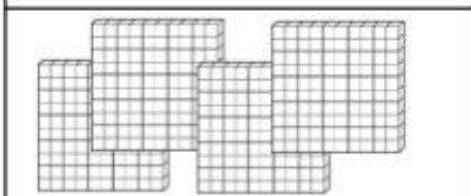
Directions: Cut and paste the value to match the base ten blocks.



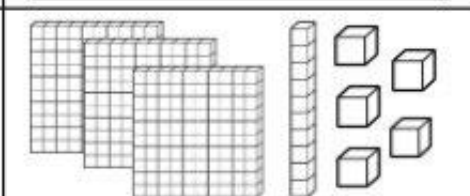
PASTE HERE



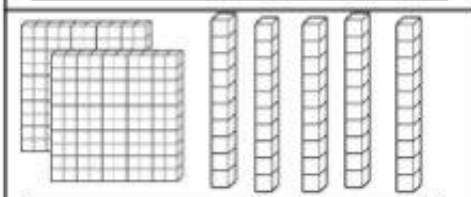
PASTE HERE



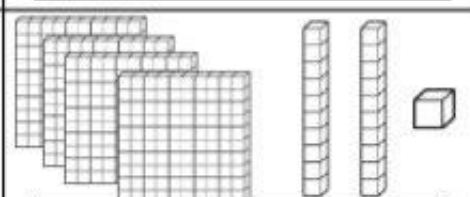
PASTE HERE



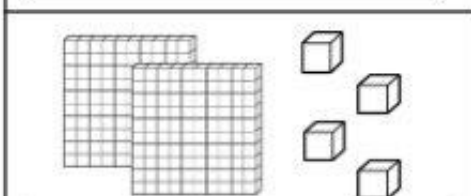
PASTE HERE



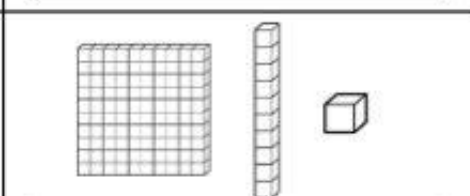
PASTE HERE



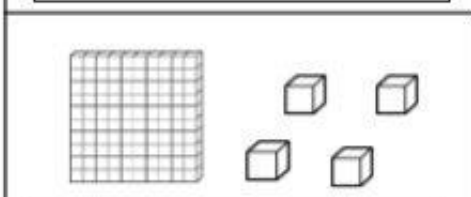
PASTE HERE



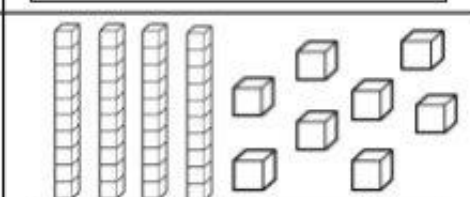
PASTE HERE



PASTE HERE




PASTE HERE

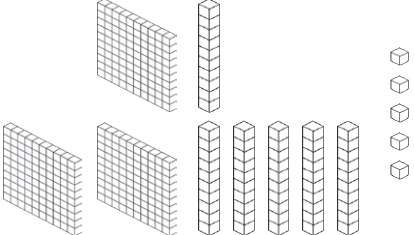


PASTE HERE

- 315**
- 48**
- 111**
- 223**
- 250**
- 135**
- 104**
- 400**
- 421**
- 204**



# Place Value to 3 Digits

Number	Words	Expanded Form	Picture
_____	____ hundreds ____ tens ____ ones	$500 + 40 + 1$ = _____	
_____	2 hundreds 6 tens 1 ones	_____ + _____ + _____ = _____	
824	____ hundreds ____ tens ____ ones	_____ + _____ + _____ = _____	
_____	____ hundreds ____ tens ____ ones	_____ + _____ + _____ = _____	
156	____ hundreds ____ tens ____ ones	_____ + _____ + _____ = _____	
_____	____ hundreds ____ tens ____ ones	$300 + 70 + 7$ = _____	
_____	8 hundreds 9 tens 3 ones	_____ + _____ + _____ = _____	



Name: \_\_\_\_\_

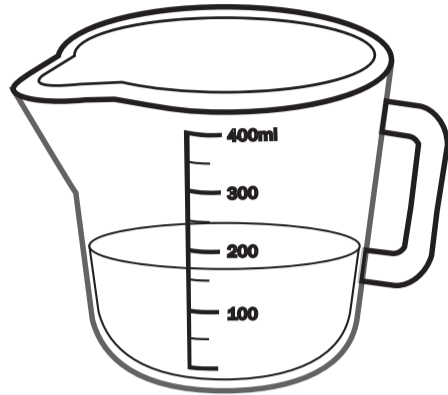
Date: \_\_\_\_\_

# Volume and Capacity

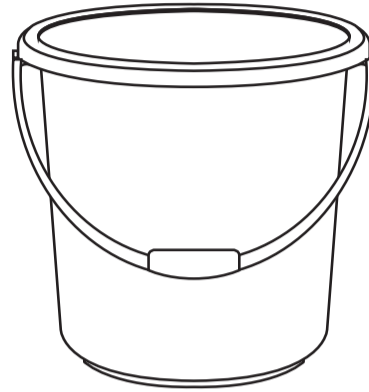
Colour the item that holds less.



spoon



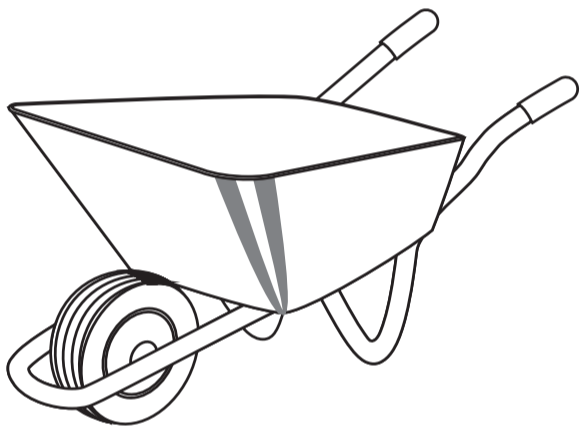
jug



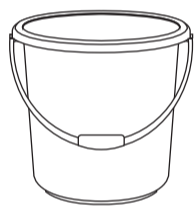
bucket



cup



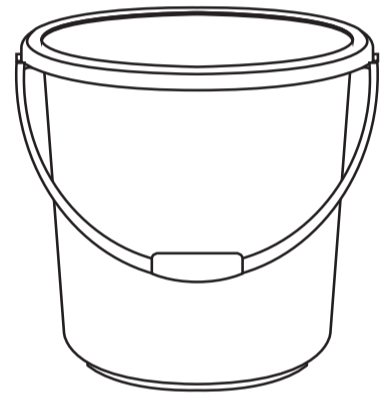
wheelbarrow



bucket




kettle



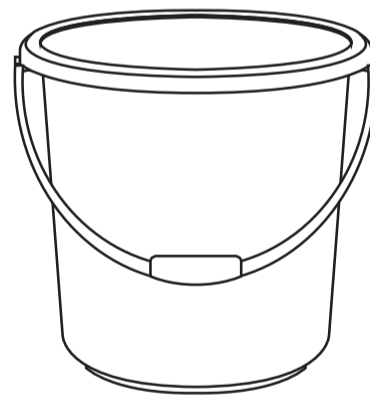
bucket




spoon




vase



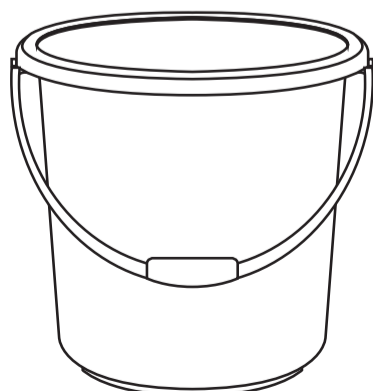
bucket



bowl




carton



bucket



vase



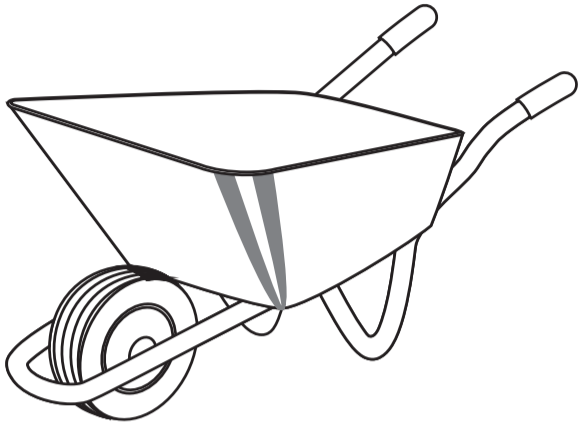
trashcan

Name: \_\_\_\_\_

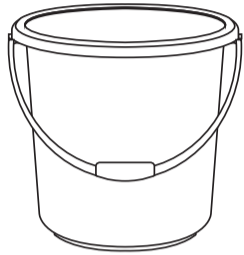
Date: \_\_\_\_\_

# Volume and Capacity

Number the items from smallest to biggest (ascending order).



wheelbarrow



bucket




spoon



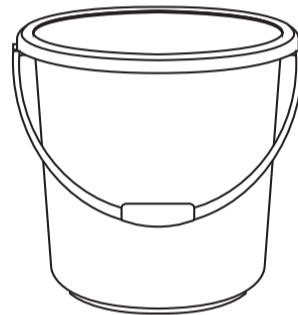
vase



vase




trashcan



bucket



cup



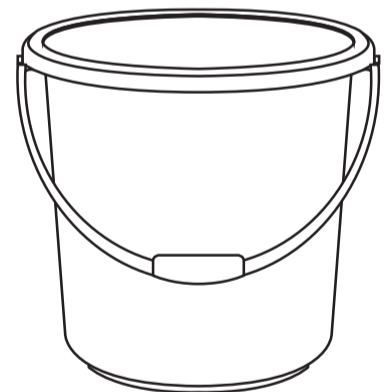
carton



bowl



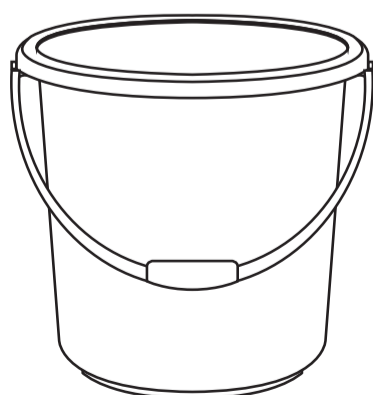
kettle



bucket



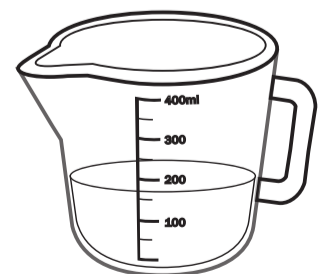
cup



bucket



spoon



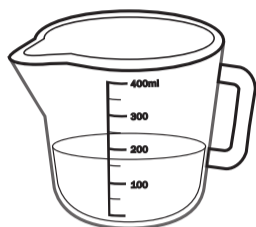
jug

# Volume and Capacity

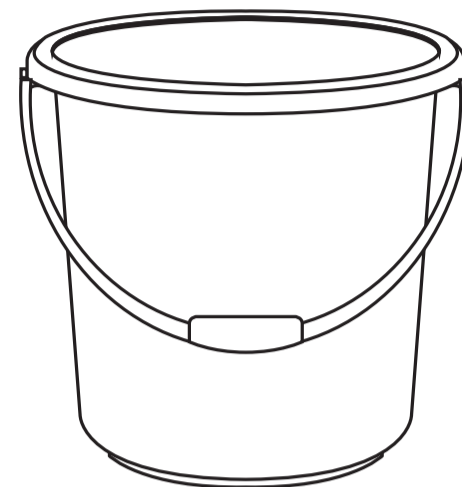
Colour the item you would use to fill the bucket.



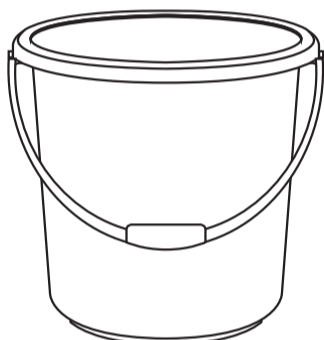
spoon



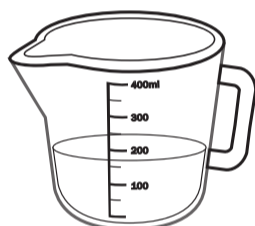
jug



Colour the item you would use to fill the cup.



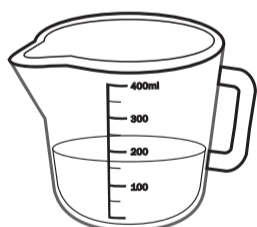
bucket



jug



Colour the item you would use to fill the kettle.



jug



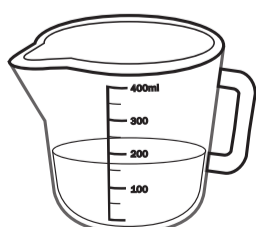
spoon




Colour the item you would use to fill the shakers.



spoon



jug

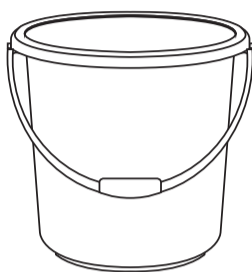


# Volume and Capacity

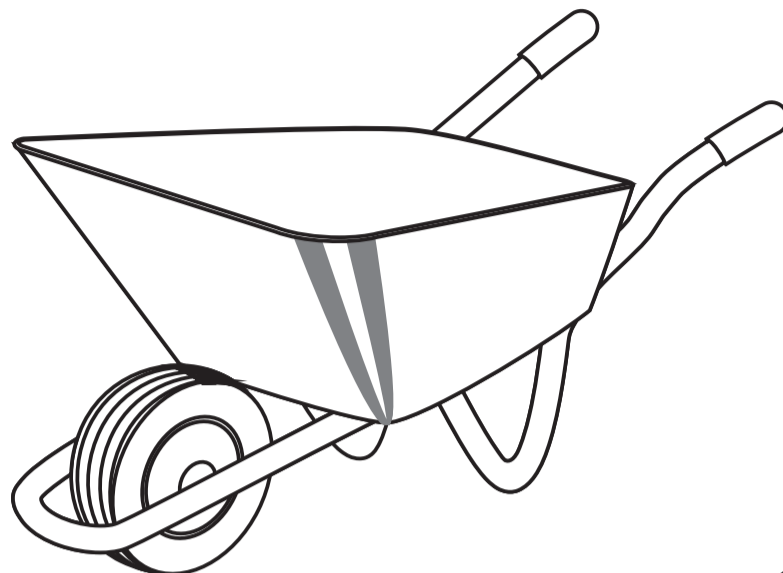
Colour the item you would use to fill the wheelbarrow.



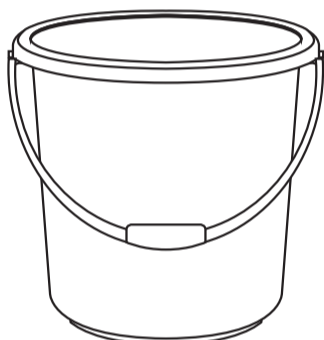
spoon



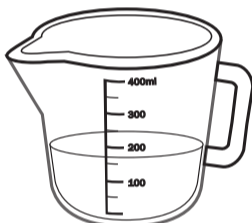
bucket



Colour the item you would use to fill the vase.



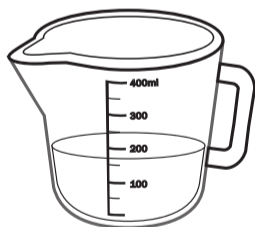
bucket



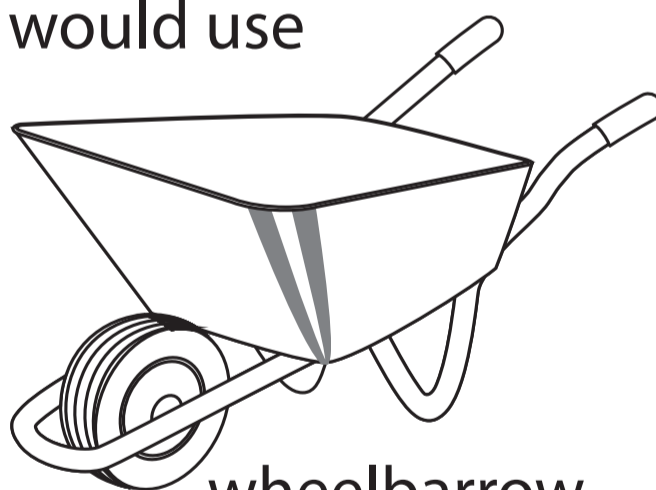
jug



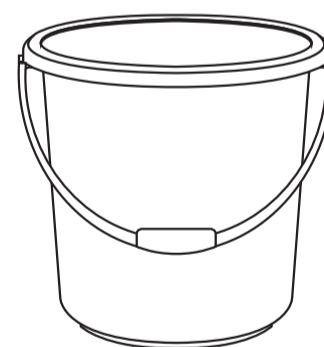
Colour the item you would use to fill the bucket.



jug



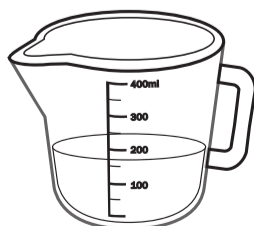
wheelbarrow




Colour the item you would use to fill the bowl.



spoon



jug



Name: \_\_\_\_\_

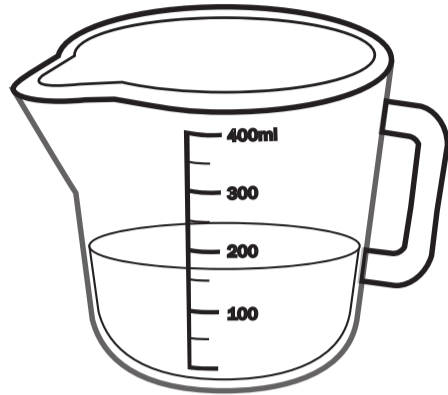
Date: \_\_\_\_\_

# Volume and Capacity

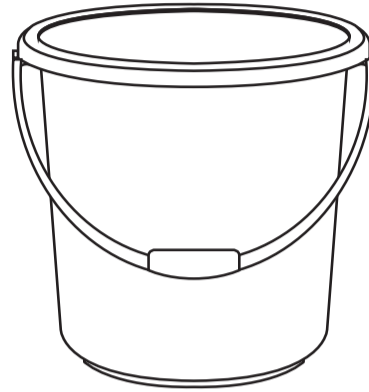
Colour the item that holds less.



spoon



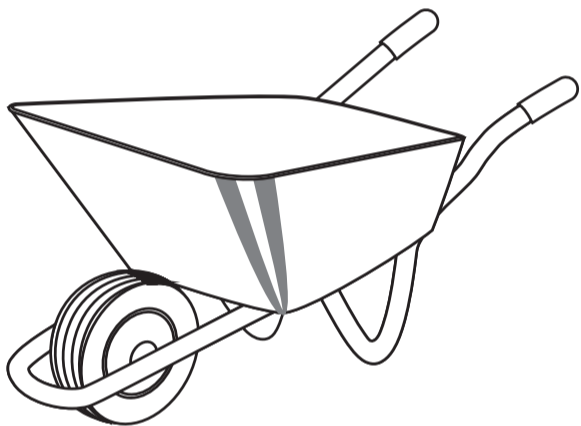
jug



bucket



cup



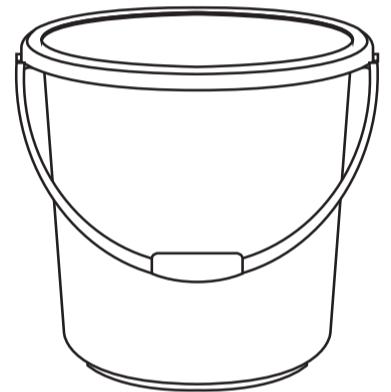
wheelbarrow



bucket



kettle



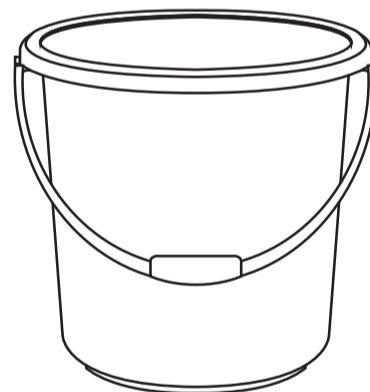
bucket




spoon




vase



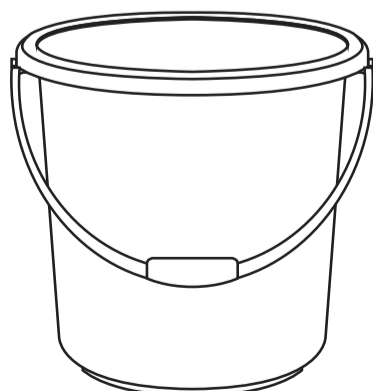
bucket



bowl




carton



bucket



vase



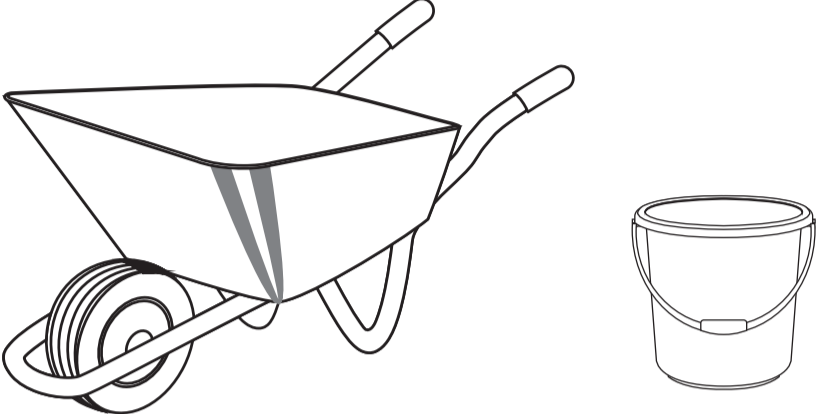
trashcan

Name: \_\_\_\_\_


Date: \_\_\_\_\_

# Volume and Capacity


Colour the item that holds more.




wheelbarrow      bucket




spoon      vase




vase      trashcan




bucket      cup




bucket      bowl



kettle      bucket



carton      bucket



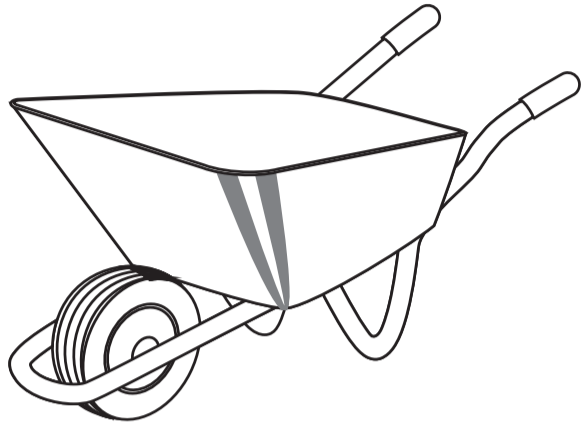
spoon      jug

Name: \_\_\_\_\_

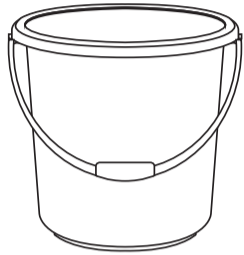
Date: \_\_\_\_\_

# Volume and Capacity

Number the items from smallest to biggest (ascending order).



wheelbarrow



bucket




spoon



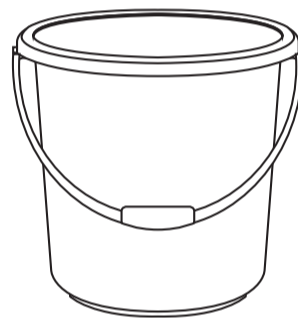
vase



vase




trashcan



bucket



cup



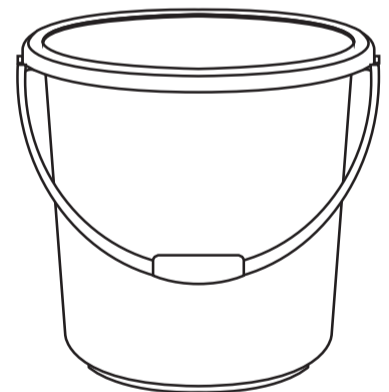
carton



bowl



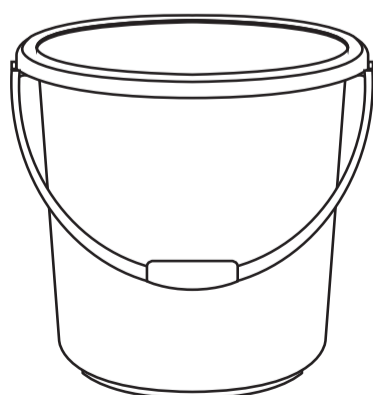
kettle



bucket



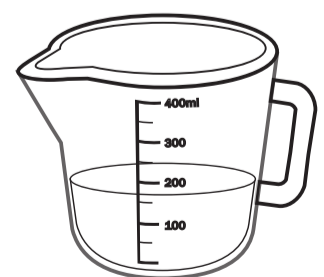
cup



bucket



spoon



jug

Name: \_\_\_\_\_

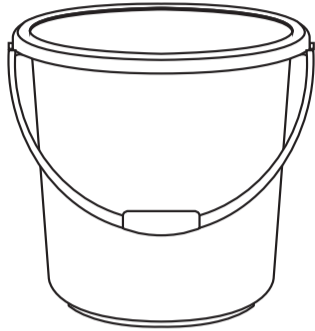
Date: \_\_\_\_\_

# Volume and Capacity


Number the items from smallest to biggest (ascending order).



frypan



bucket



bowl



vase



vase



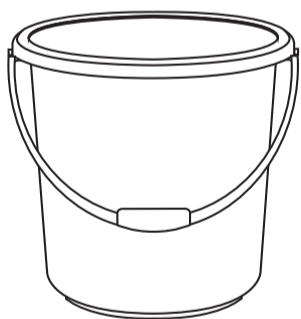
salt shaker




spoon



cup



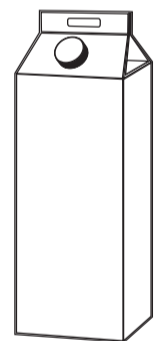
bucket



trashcan



kettle



carton



cup



bowl




spoon




jug







Thursday 2<sup>nd</sup> September, 2021




d e d e d e d e d e



D E D E D E D E



Mr Day excitedly dipped his



delicious dunkeroo's into chocolate.