

Weekly Spelling Sheet

Words	Monday	Tuesday	Wednesday	Thursday
<i>down</i>				
<i>brow</i>				
<i>howl</i>				
<i>clown</i>				
<i>brown</i>				
<i>crowd</i>				

Weekly Spelling Sheet

Words	Monday	Tuesday	Wednesday	Thursday
<i>towel</i>				
<i>powder</i>				
<i>shower</i>				
<i>flower</i>				
<i>drowsy</i>				
<i>browse</i>				

Jump Strategy - Subtraction

Success Criteria: I can use the number line to subtract single digit numbers

$$31 - 6 =$$

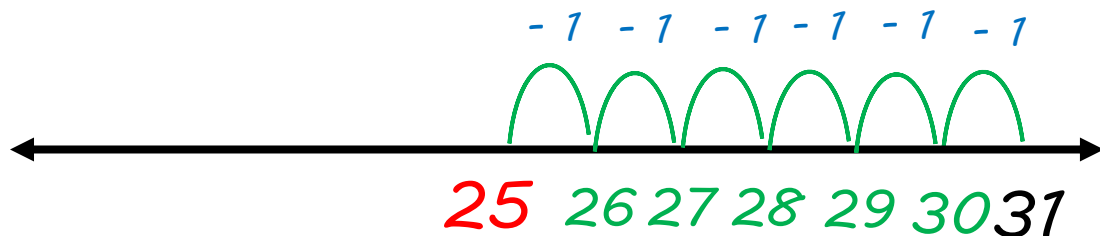
Step 1:

Draw and write the largest number (31) on the right side of the number line.



Step 2:

Going back to the number line, show 6 jumps towards the left



$$31 - 6 = 25$$

Jump Strategy - Subtraction

$$28 - 6 =$$



$$46 - 9 =$$



$$37 - 7 =$$



$$84 - 8 =$$



$$72 - 9 =$$



$$95 - 6 =$$



Name _____

ow





I Can Read!

owl

crowd

down

frown







plow

growl

crown

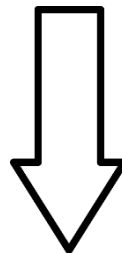



cow



© Miss Giraffe

Read
the
words.

Match
the
picture
to the
word.



Name: _____

Date: _____

Story Sequence

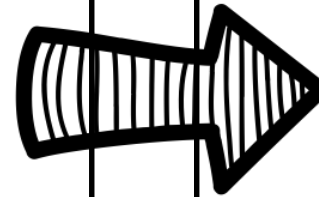
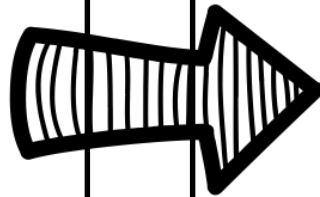
Title: _____

Author: _____

Beginning

Middle

End



Handwriting practice area for the Beginning section, featuring a series of horizontal lines with a dashed midline for letter height guidance.

Handwriting practice area for the Middle section, featuring a series of horizontal lines with a dashed midline for letter height guidance.

Handwriting practice area for the End section, featuring a series of horizontal lines with a dashed midline for letter height guidance.

Name: _____

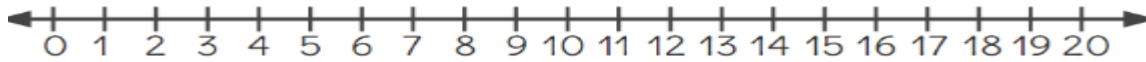
Date: _____

Using Number Lines to Subtract (1)

Success criteria: I can use number line to subtract and solve word problems

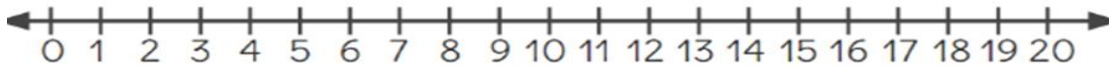
Directions: Use the number lines to solve the problem and write the math sentence.

1. Dominic was eating dino nuggets. His mom put 16 in his lunch box, but he only ate 9 of them. How many did he save for later?



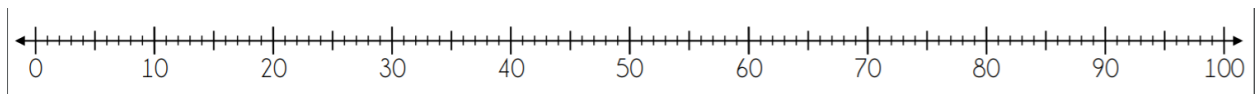
$$\underline{\hspace{2cm}} - \underline{\hspace{2cm}} = \underline{\hspace{2cm}}$$

2. Kanisha had 20 pieces of cupcakes to share with her friends. She gave them 12 pieces of chocolate. How many did she has left?



$$\underline{\hspace{2cm}} - \underline{\hspace{2cm}} = \underline{\hspace{2cm}}$$

3. Ms. Ong made 57 cookies for Christmas. Her daughter ate 9 when she was not looking. How many cookies did she has left?



$$\underline{\hspace{2cm}} - \underline{\hspace{2cm}} = \underline{\hspace{2cm}}$$

4. The pie shop made 64 pies. However, they managed to sell only 9. How many pies were left?



$$\underline{\hspace{2cm}} - \underline{\hspace{2cm}} = \underline{\hspace{2cm}}$$

Jump Strategy - Subtraction

Success Criteria: I can use the number line to subtract single digit numbers

$$31 - 6 =$$

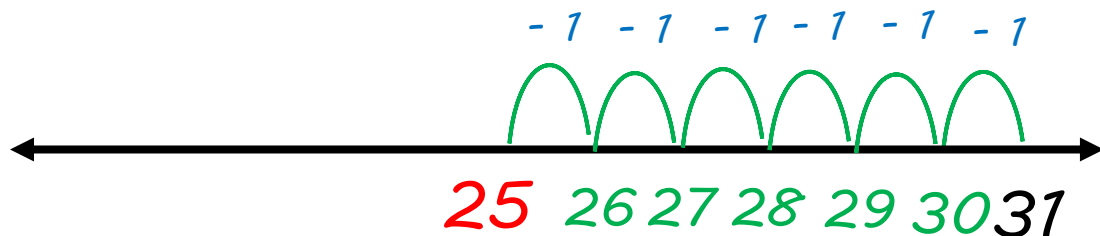
Step 1:

Draw and write the largest number (31) on the right side of the number line.



Step 2:

Going back to the number line, show 6 jumps towards the left



$$31 - 6 = 25$$

Jump Strategy - Subtraction

$$28 - 6 =$$



$$46 - 9 =$$



$$37 - 7 =$$



$$84 - 8 =$$



$$72 - 9 =$$



$$95 - 6 =$$



Name: _____ Date: _____

Using Number Lines to Subtract (2)

Success criteria: I can use number line to subtract and solve word problems

Directions: Use the number lines to solve the problem and write the math sentence.

1. Mrs Single had 68 socks. She threw away 9. How many socks did she has left?

$$\underline{\hspace{2cm}} - \underline{\hspace{2cm}} = \underline{\hspace{2cm}}$$

2. Miss Parish had 96 pencils in her drawer. She gave 8 students a pencil each. How many did she has left?

$$\underline{\hspace{2cm}} - \underline{\hspace{2cm}} = \underline{\hspace{2cm}}$$

3. The flower shop had 66 roses. 12 were sold and 7 were thrown out. How many roses were left?

$$\underline{\hspace{2cm}} - \underline{\hspace{2cm}} = \underline{\hspace{2cm}}$$

4. A farmer had 84 chickens. He sold some chickens to his neighbour. Now he only has 75. How many chickens did he sell?

$$\underline{\hspace{2cm}} - \underline{\hspace{2cm}} = \underline{\hspace{2cm}}$$

Kangaroos

Kangaroos are mammals and belong to the marsupial family. They like to live together in large groups called 'mobs'.



Kangaroos have 2 strong back legs, long feet, 2 smaller front arms, muscular tails, short fur and 2 pointed ears. Their back legs and tail are used for leaping. There are many species of kangaroos. The red kangaroo is the largest of all kangaroos. A male red kangaroo can weigh around 90 kg and will stand around 1.5m tall.

Kangaroos are **herbivores** which means they mostly eat plant food such as grass and shrubs.

A baby kangaroo is called a 'joey'. When a joey is first born it is extremely tiny and doesn't have any fur. It stays inside its mother's pouch where it grows and drinks milk until it's developed. A joey will spend almost one year inside its mother's pouch.

What do you know about a...


Fact #1

Kangaroo

Fact #2

Fact #3

Fact #4





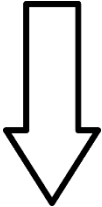
Name: _____

Name _____

Secret Word



Directions: Build each word. Use the letters you have left over to figure out the secret word.

Picture	Build	Write
	<div style="display: flex; justify-content: space-around;"><div style="border: 1px solid black; width: 60px; height: 60px;"></div><div style="border: 1px solid black; width: 60px; height: 60px;"></div><div style="border: 1px solid black; width: 60px; height: 60px;"></div><div style="border: 1px solid black; width: 60px; height: 60px;"></div></div>	
	<div style="display: flex; justify-content: space-around;"><div style="border: 1px solid black; width: 60px; height: 60px;"></div><div style="border: 1px solid black; width: 60px; height: 60px;"></div><div style="border: 1px solid black; width: 60px; height: 60px;"></div></div>	
	<div style="display: flex; justify-content: space-around;"><div style="border: 1px solid black; width: 60px; height: 60px;"></div><div style="border: 1px solid black; width: 60px; height: 60px;"></div><div style="border: 1px solid black; width: 60px; height: 60px;"></div><div style="border: 1px solid black; width: 60px; height: 60px;"></div></div>	
	<div style="display: flex; justify-content: space-around;"><div style="border: 1px solid black; width: 60px; height: 60px;"></div><div style="border: 1px solid black; width: 60px; height: 60px;"></div><div style="border: 1px solid black; width: 60px; height: 60px;"></div><div style="border: 1px solid black; width: 60px; height: 60px;"></div></div>	

© Miss Giraffe






c	p	u	d	o	o	w	w
o	o	t	l	n	u	d	



2D Shapes: Properties

Cut out the shapes and match them to the correct description.

	6 straight sides 6 vertices This 2D shape is a _____
	3 straight sides 3 vertices This 2D shape is a _____
	No straight sides No vertices This 2D shape is a _____
	4 straight sides 4 vertices This 2D shape is a _____
	4 straight sides all the same length 4 vertices This 2D shape is a _____




2D Shapes

I Spy and Count to 20 Checklist

Count the number of each type of 2D shape and write the numeral in the box.


circle




rectangle



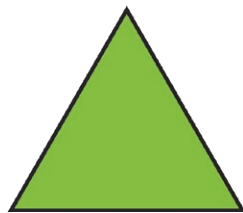
square



hexagon



triangle




pentagon



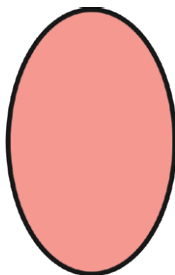
heart



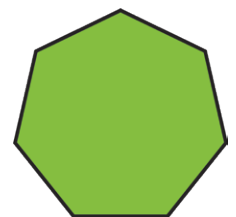
rhombus



oval



heptagon



Popstick 2D Shapes Challenge Cards



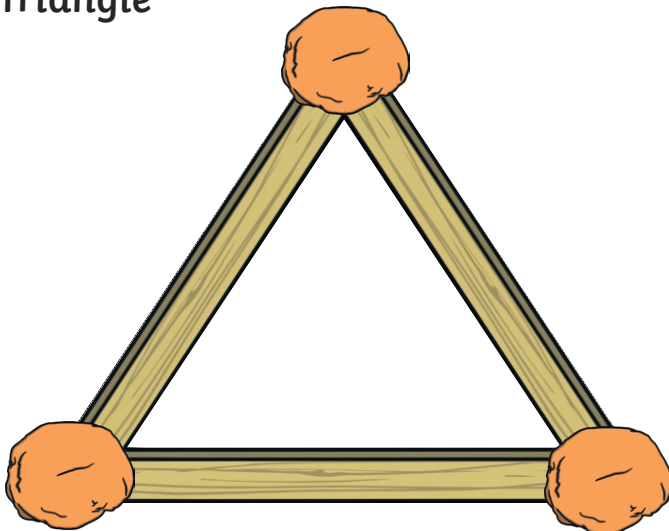
Popstick 2D Shapes Challenge Cards

Use popsticks, toothpicks or matchsticks to make these 2D shapes. If you have some playdough or sticky tack, you can use it to stick your corners together.

How many edges and corners can you see on each shape?

Popstick 2D Shapes Challenge Cards

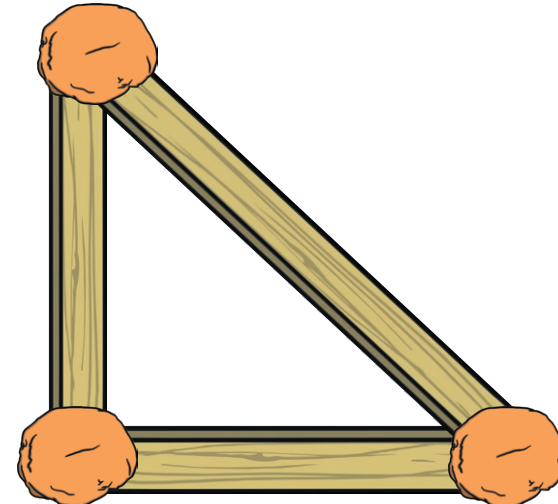
Triangle



_____ Edges
_____ Corners

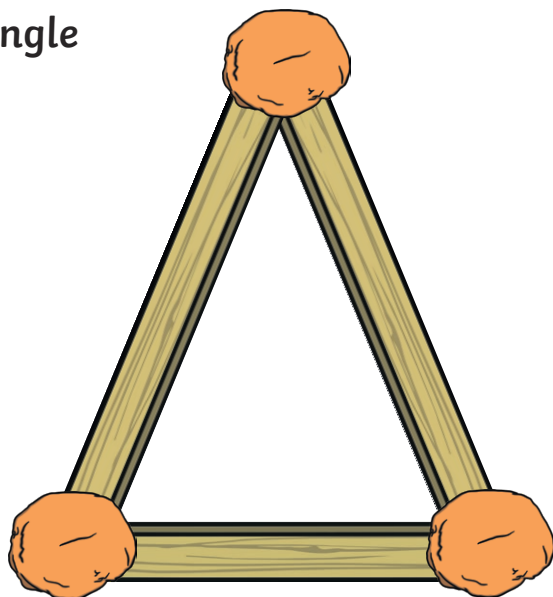
Popstick 2D Shapes Challenge Cards

Triangle




_____ Edges
_____ Corners

Triangle



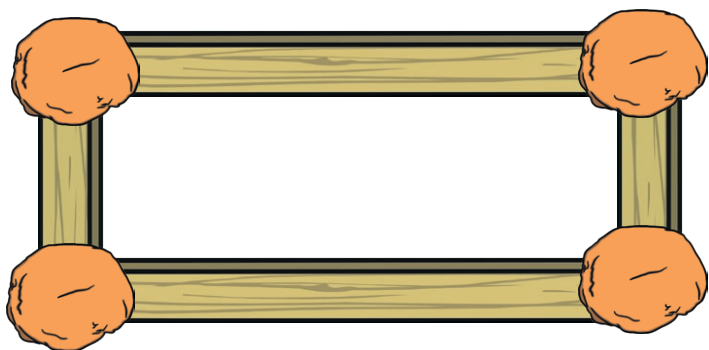
_____ Edges
_____ Corners

Square




_____ Edges
_____ Corners

Rectangle



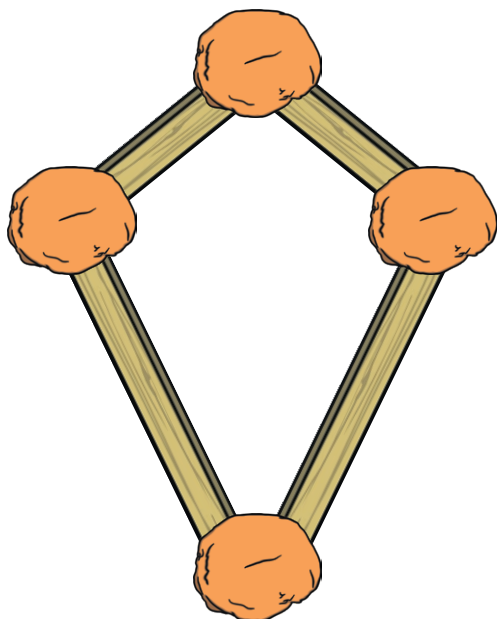
_____ Edges
_____ Corners

Trapezium



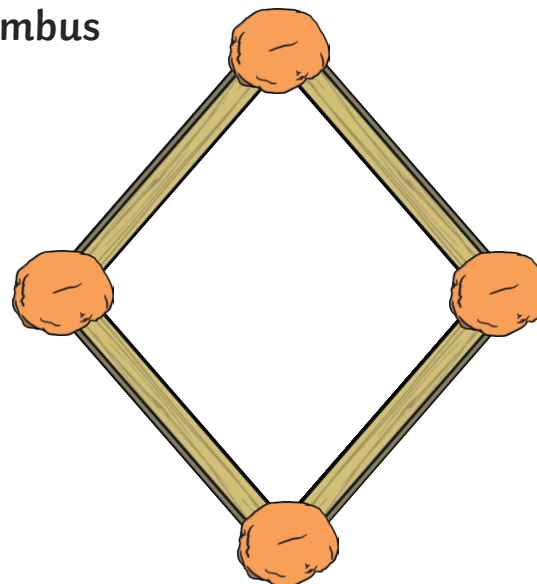
_____ Edges
_____ Corners

Kite



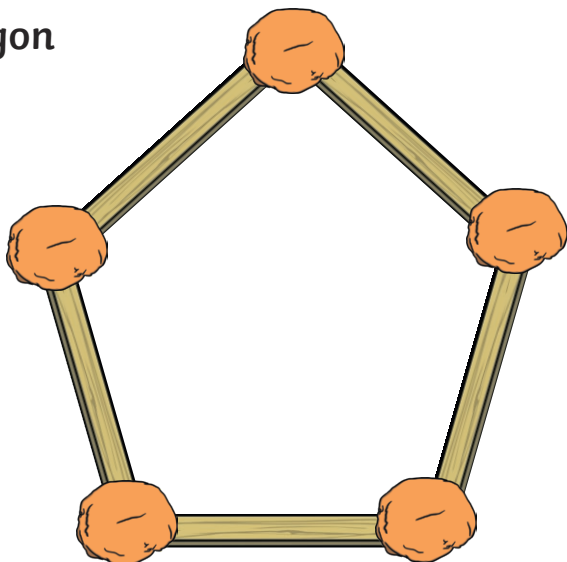
_____ Edges
_____ Corners

Rhombus



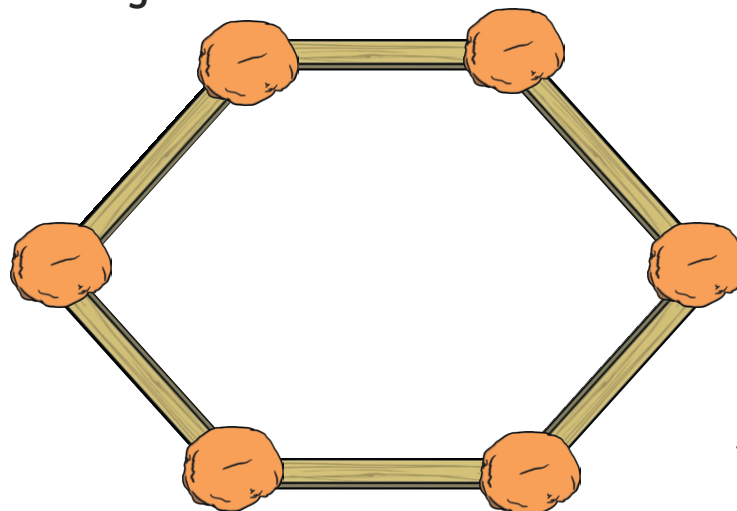
_____ Edges
_____ Corners

Pentagon



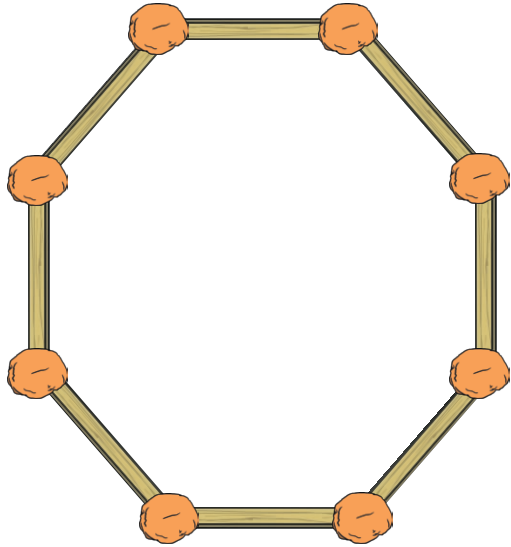
_____ Edges
_____ Corners

Hexagon



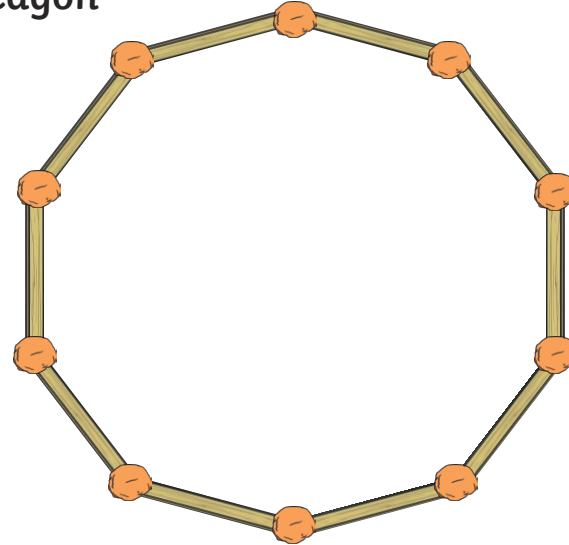
_____ Edges
_____ Corners

Octagon



_____ Edges
_____ Corners

Decagon



_____ Edges
_____ Corners

Verbs



A **verb** is a doing or being word. Read these words. They are all **verbs**.

move jump cry help pull push

Which of the following words are **verbs**? Write them down.

jump she then more dig he
hop run here play but lie

.....
.....

Write **verbs** to complete these sentences. Use **verbs** from the list you made above.

Things I do



First I with my dog.



I as fast as I can.



I over the wall.



Then I on one leg.






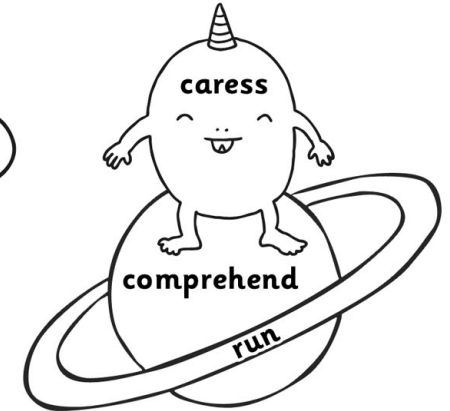




Next I in the sand.





After all that I down.

Verbs



movement = red
voice = orange
objects = yellow
emotion = green
senses = blue
thought = purple



Name _____

ABC ORDER

1.

8.

2.

9.

3.



10.

4.

5.

6.

7.



owl

cow

gown

how

frown


bow

now

wow

town

plow





Thursday 26th August, 2021



g g g g g g g g g g g g g g g



G G G G G G G G G G G G



George, the goblin was gobbling



a giant mouthful of grubs.



2D SHAPES TASK

Learning Intention: We are learning to draw and identify 2D shapes and describe their properties

Success Criteria: I can accurately draw at least five 2D shapes
I can name the shape
I can list how many sides and corners the shape has

What you need:

Ask your parent or caregiver if you can get the following

- A large tray or some space on a table
- Some flour or shaving cream




Method:

1. Choose at least five of the 2D shapes that you saw in the song.
2. Spread out the flour/shaving cream in your tray.
3. As neatly as you can, using your finger, draw the 2D shape into the flour.
4. On a small piece of paper, write down how many sides and vertices (corners) your shape has as well as the name of the shape.
5. Once you have completed the first shape, mix up the flour again and repeat for your next shapes.
6. Ask your parent/caregiver if they can take a photo of you completing the task.
7. Help clean up the mess!



Minibeast Spotter Sheet

How many of each minibeast can you find? Write the number next to each minibeast.



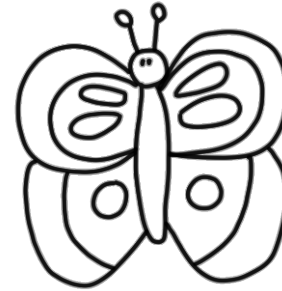
Ant



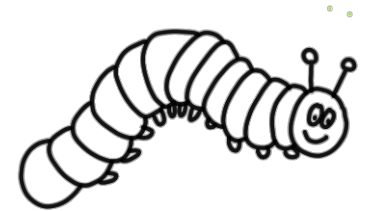
Bee



Beetle




Butterfly



Caterpillar



Spider



Snail




Fly




Worm



Ladybird





Find the OW words!

Name _____

h	a	z	r	t	n	q	g	t	t
m	t	o	w	n	l	n	h	j	o
k	b	c	a	o	n	r	v	x	w
c	s	b	o	w	p	m	c	b	e
l	d	r	w	s	d	e	o	i	r
o	m	o	t	g	p	o	w	h	y
w	h	w	i	f	t	r	c	v	n
n	l	n	p	j	u	g	q	d	k
a	s	h	o	w	e	r	h	z	p
r	y	u	q	m	f	f	o	w	l

1. cow

2. bow

3. fowl

4. clown

5. town

6. pow

7. tower

8. shower

9. now

10. brown

Find the OU words!

Name _____

h	o	u	r	j	b	k	p	f	a
w	g	k	c	l	o	u	d	l	e
q	d	a	p	m	w	i	s	o	i
s	t	f	b	f	t	r	o	u	t
h	r	p	o	n	l	y	u	r	e
o	f	y	u	w	q	r	r	a	r
u	o	h	n	t	d	g	w	z	o
t	u	j	d	s	n	o	u	t	u
b	n	k	a	e	r	q	p	l	n
g	d	m	o	u	s	e	y	h	d

1. sour

2. hour

3. found

4. trout

5. snout

6. shout

7. flour

8. round

9. cloud

10. bound

11. mouse

Stage 1 Library Week 7

Happy Book Week!!!

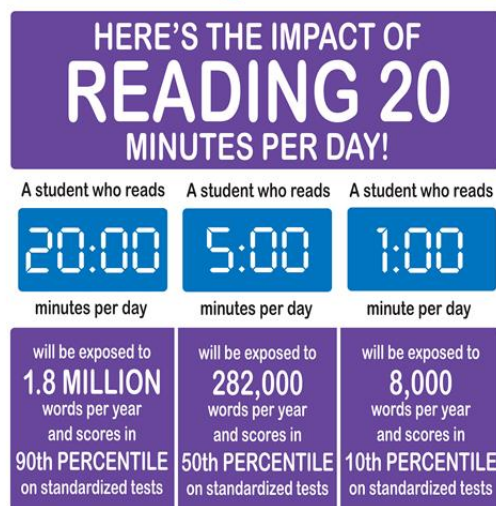
This week we will be celebrating all things BOOKS!
Keep an eye out for me reading books this week... they may pop up at any time in any place!!
We will also be celebrating Book Week by...dressing up as a favourite book character!!

I would love to see pictures of you dressed up with a favourite book, so feel free to upload a picture into your Google Classroom.

I have set a little challenge for you to read in as many places as you can. There is a separate sheet that lists some ideas for you to mark off. Have fun with it!

Happy Reading!
- Mrs Vitnell.

Reading Matters!



Book Week Reading Challenge!

Choose a book and a spot from the list. Read your book and then check off the spot.

See how many places you can check off during book week.

Outside		With a torch		After dinner	
At lunch		Inside a blanket fort		On a pile of pillows	
In your bed		On the grass		With a pair of sunnies on	
Next to your toys		In the car		While eating breakfast	
In a sleeping bag		At the table		On the computer (Wushka)	
With a stuffed toy		In the wardrobe		With an adult	
On the couch		In the garage		Under a blanket	
With your brother, sister, or pet		While someone is cooking		On the phone/ video call to someone	
In a bathtub		In your PJs		On a bed	
Under the table		On you back		Your own choice _____	

