

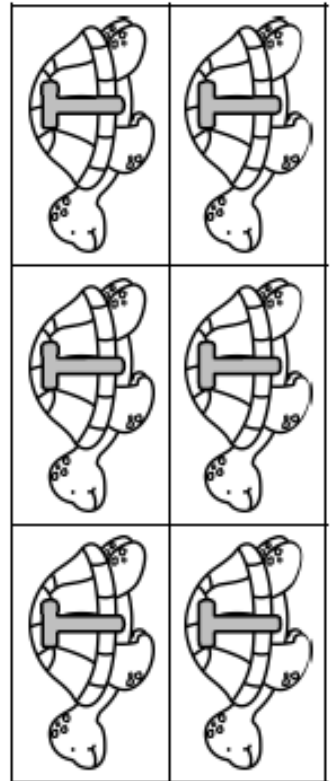
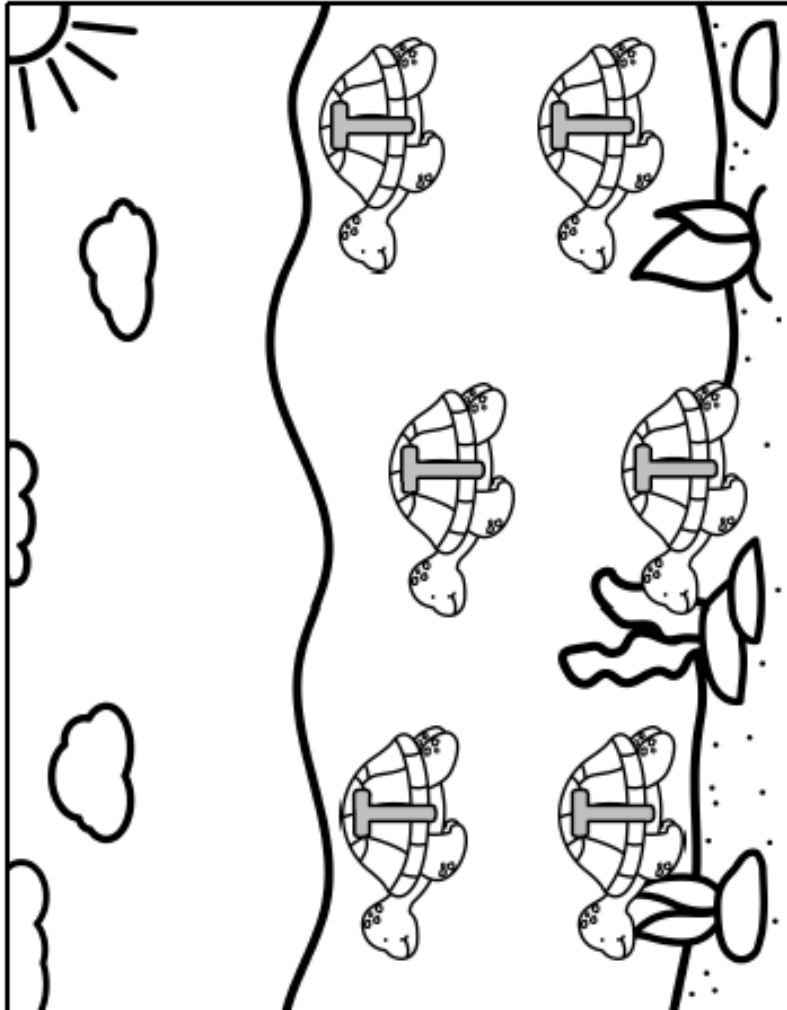
Monday

echidna



Name _____

Cut and glue to match the letter I.



Name: _____

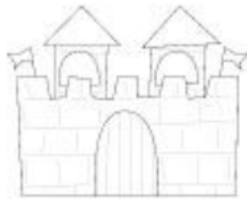
RECOUNT PLAN



When



Who



Where




What

Yellow Group	Light Green	Dark Green
the	slow	domestic
ran	spike	kangaroo
big	scale	bandicoot
sun	hoof	guinea pig
he	wild	budgie
that	shark	senses
from	goat	carnivore
tree	sheep	habitat
stop	parrot	grassland
	garden	rainforest
	desert	herbivore
	old	Monotreme

Spelling Menu

Write your spelling words.....

in rainbow letters	with vowels in red	and find the definition in the dictionary
Write each spelling word into a sentence.	in CAPITAL letters	In play dough
Make them with pegs, pebbles or twigs.	In fancy letters (e.g. graffiti , bubble etc.)	In chalk (<u>inside</u> or outside)
In the sand, <u>dirt</u> or rice tray	<i>In paint</i>	 Triangle writing d do Dog

Summer Number Activity

Number Five

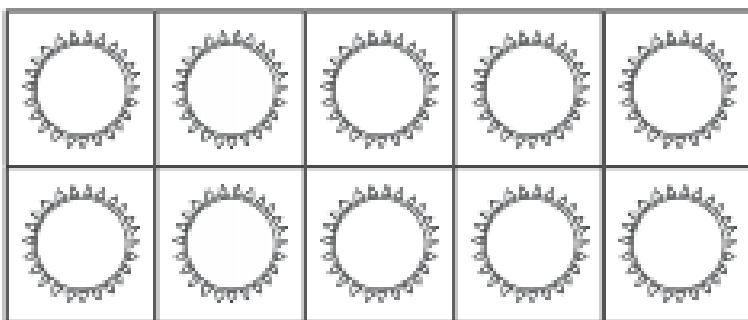
Trace.



Color blue.

five

Color 5 suns in the ten frame.



Circle or use a bingo marker to identify all the 5s.

5

3

2

5

6

5

2

1

5

9

4

5

5

Color five tents.





Daily Math Challenge

Monday	Tuesday	Wednesday	Thursday	Friday
1) $15 + 4 =$	1) $9 - 4 =$	1) $15 - 8 =$	1) $10 + 6 =$	1) $8 + 6 =$
2) $7 + 5 =$	2) $6 + \underline{\quad} = 10$	2) $14 - 7 =$	2) $3 + 6 =$	2) $18 - 5 =$
3) $12 - 6 =$	3) $12 + 6 =$	3) $8 + 3 =$	3) $15 - 4 =$	3) $13 + 4 =$
4) $8 + 4 =$	4) $17 - 3 =$	4) $10 - 5 =$	4) $8 + 5 =$	4) $12 + 0 =$
5) $9 + 6 =$	5) $11 + 4 =$	5) $18 - 9 =$	5) $14 + 4 =$	5) $20 - 10 =$
6) $5 + \underline{\quad} = 10$	6) $5 + 6 =$	6) $10 - \underline{\quad} = 10$	6) $16 - 8 =$	6) $7 + \underline{\quad} = 10$
7) $18 - 8 =$	7) $19 - 5 =$	7) $12 - 3 =$	7) $4 + \underline{\quad} = 10$	7) $12 + 8 =$
8) $14 + 5 =$	8) $12 + 6 =$	8) $7 + 6 =$	8) $7 + 7 =$	8) $15 - 9 =$
9) $13 - 5 =$	9) $9 + 5 =$	9) $4 + 4 =$	9) $12 - 8 =$	9) $9 + 9 =$
10) $11 - 0 =$	10) $10 + 8 =$	10) $19 + 3 =$	10) $9 + 10 =$	10) $14 - 6 =$


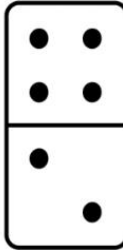
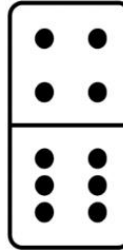
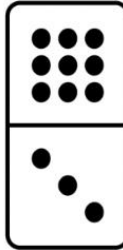




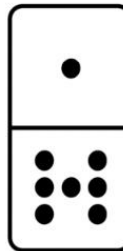

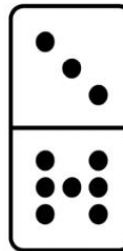


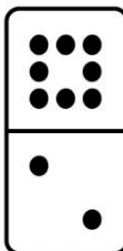
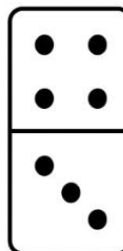

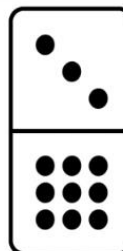
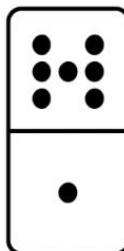
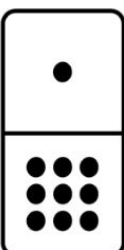
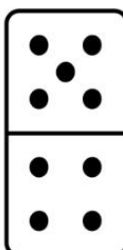
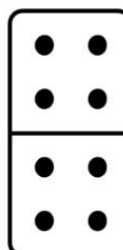
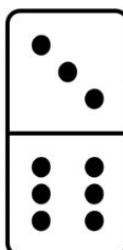
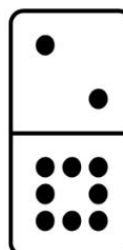

Comparing Numbers with Dominoes

Count the dots on the dominoes.

Write the numbers in the box.

Colour the domino that has more dots. Name: _____

Teach 

 <input data-bbox="192 721 314 803" type="text"/>	 <input data-bbox="364 721 485 803" type="text"/>	 <input data-bbox="564 721 685 803" type="text"/>	 <input data-bbox="742 721 863 803" type="text"/>	 <input data-bbox="942 721 1063 803" type="text"/>	 <input data-bbox="1120 721 1242 803" type="text"/>
 <input data-bbox="192 1083 314 1166" type="text"/>	 <input data-bbox="364 1083 485 1166" type="text"/>	 <input data-bbox="564 1083 685 1166" type="text"/>	 <input data-bbox="742 1083 863 1166" type="text"/>	 <input data-bbox="942 1083 1063 1166" type="text"/>	 <input data-bbox="1120 1083 1242 1166" type="text"/>
 <input data-bbox="192 1446 314 1529" type="text"/>	 <input data-bbox="364 1446 485 1529" type="text"/>	 <input data-bbox="564 1446 685 1529" type="text"/>	 <input data-bbox="742 1446 863 1529" type="text"/>	 <input data-bbox="942 1446 1063 1529" type="text"/>	 <input data-bbox="1120 1446 1242 1529" type="text"/>
 <input data-bbox="192 1808 314 1891" type="text"/>	 <input data-bbox="364 1808 485 1891" type="text"/>	 <input data-bbox="564 1808 685 1891" type="text"/>	 <input data-bbox="742 1808 863 1891" type="text"/>	 <input data-bbox="942 1808 1063 1891" type="text"/>	 <input data-bbox="1120 1808 1242 1891" type="text"/>

Green Group Mathematics Resources



Use the calendar to answer the questions.

JANUARY						
S	M	T	W	T	F	S
		1	2	3	4	5
6	7	8	9	10	11	12
13	14	15	16	17	18	19
20	21	22	23	24	25	26
27	28	29	30	31		

Time Diary

- 6.00am Woke up
- 6.15am Shower
- 7.00am Breakfast
- 7.30am Fed Roxy and Panda
- 9.00am Started Schoolwork
- 10.00am Break outside
- 10.30am Watched the Paralympics
- 12.00pm Lunch
- 1.00pm Schoolwork
- 2.00pm Reward time
- 6.00pm Dinner
- 7.00pm Shower and TV
- 8.00pm Reading
- 8.30pm Bed


1. How many days are in January? _____
2. What day of the week is January 17? _____
3. What day of the week is January 29? _____
4. How many Mondays are in January? _____
5. How many Wednesdays are in January? _____





Things That Make Me Happy

What makes you happy? Have a think and talk about your ideas with a grown-up and your friends. Draw an idea into each thought bubble – you can draw a smiley, happy picture of you too!




Tuesday




T Is for Tree Craft

- A - Tree Leaves (green)
- B - Apples x10 (red)
- Background (blue)



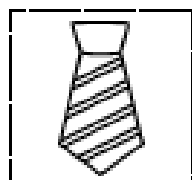


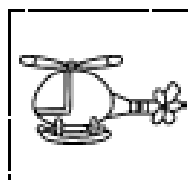

T Is for Tree Craft

Letter T (brown)


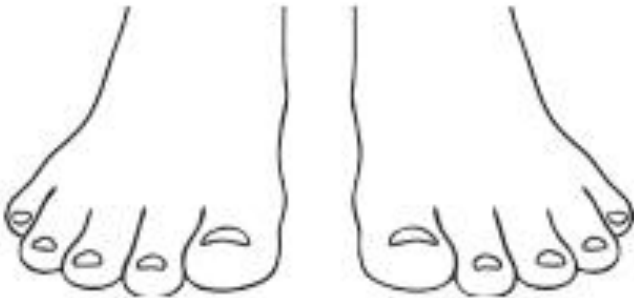




S	t	a	t	T	u	t	i
t							s
f							t
b							j
t							f
x							t
t							l
d							t
T							t

Which pictures have the same beginning sound?
Cut and paste them onto the squares above.

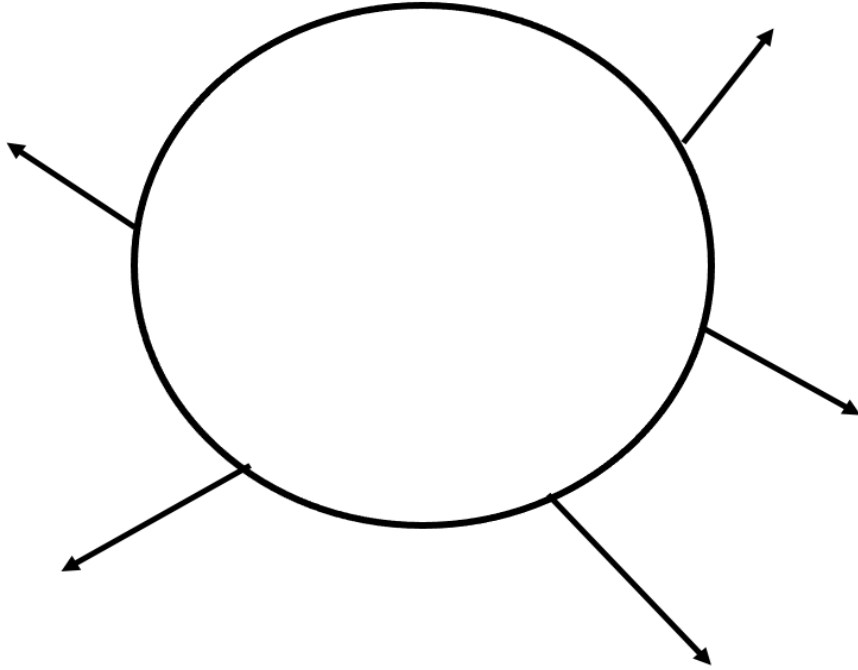


Colouring the Letter 't'



Character Description

Draw a picture of your character in the circle.
Write 5 words to describe your character around the circle.



Write 2 sentences about your character.

GREEN GROUP: TUESDAY

Shades of Meaning

Use the word bank to fill in the blanks and complete the shades of meaning lists.

bad	soggy	huge	little
hop	freezing	lovely	

- big, large, _____, gigantic
- small, _____, tiny, mini
- cool, chilly, cold, _____
- wet, _____, soaked, drenched
- _____, terrible, awful, horrible
- cute, pretty, _____, beautiful
- _____, jump, leap, skip



leap	handsome	bad	icy
messy	hard	fast	easy
right	small	noisy	present
stone	friend	angry	toss

quick		loud	
mad		rock	
buddy		throw	
dirty		awful	
simple		tiny	
correct		cute	
difficult		cold	
gift		jump	

Synonym Match!

Match each word to its **synonym**.

Synonyms are words that have the same or almost the same meaning.

big

speedy

pretty

little

happy

large

small

damp

fast

begin

start

glad

also

beautiful

wet

too

Synonym Word Match

Synonyms are words that have the same or almost the same meaning. Match each word to its synonym.

angry

quick

glad

wealthy

beautiful

unhappy

fast

big

great

pretty

rich

mad

sad

happy

huge

excellent

Echidna

Use the following words fill in the missing information. You have been given the beginning letter of each of the missing words.

rear
antenter

beaked
platypus

hollow
strong

licking
feed

known
termites


There are only three **k**_____ species of monotreme in the world: the **p**_____ and the two species of echidna.

Monotremes are different to all other mammals because they **f**_____ their young milk, but they do not have any nipples. The young are nourished by **l**_____ milk secreted by the mother's body.

The two types of echidnas are the short-**b**_____ echidna, which can be found in Australia and New Guinea, and the long-beaked echidna which can only be found in New Guinea.

The echidna, also called the spiny **a**_____, has a covering of **s**_____, hollow spines and feeds on ants and **t**_____, which get stuck to the sticky saliva on its long tongue. Echidnas like to rest in **h**_____ logs and the females dig burrows to **r**_____ their young.

Echidnas lay one soft-shelled egg a year. Echidnas can roll themselves into a spiky ball. Their spines are really very hard hairs. Echidnas and platypuses are cousins. The echidna and the platypus are the only mammals that can lay eggs.




Fast Finisher Activities

- Use the word 'echidna' and create an acrostic poem. Illustrate your poem.
- Create a word search using all the words that are associated with echidnas.
- Read the Aboriginal Dreamtime story 'How the echidna got its spikes.' Write a summary of the story and illustrate your favourite part.
- Draw an echidna rolled into a ball. Write some nouns and adjectives to describe an echidna and write them around your picture.

Day or Night

Cut out the suns and moons and stick them in the correct boxes.



Name _____

Number of the Day

Today's Number

Hundreds	Tens	Ones



Odd

Even

Shade it

Solve it

One More _____

Ten More _____

One Less _____

Ten Less _____

Stretch it

_____ + _____ + _____ = _____
 Hundreds Tens Ones

Write it

Place it

>

<



Green Group Geography

CARING FOR THE ENVIRONMENT

Save water
Turn the tap off when you are finished. Saving water is important because everything needs water to live.

Recycle
Sort rubbish and put recyclable items in the correct bin. Some items can be made into new products.

Walk or ride
Walk or ride your bike on short trips rather than taking the car, it creates less pollution.

Use less power
Switch the light off when you leave a room. Creating electricity makes pollution, the less power you use the less pollution.

Reduce rubbish
Put food scraps in a compost bin or worm farm. Composting improves the soil and reduces landfill.

Plant natives
Plant native species of plants, they provide food and habitat for wildlife.


Say 'no' to plastic bags
Take your own carry bag when shopping. Plastic bags take years to degrade and can endanger wildlife.

Reuse
Use a drink bottle that can be washed and reused. Reusing items means less waste.

What can you do to help the environment?

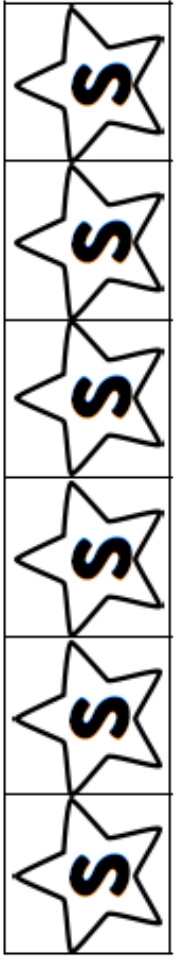

© Bookworks Ltd
www.bookworks.com.au

Bookworks



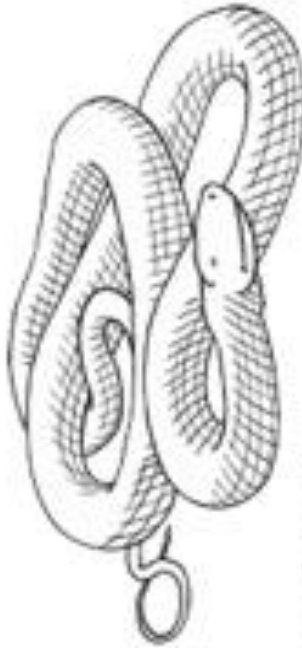
Wednesday

Name _____
Cut and glue to match the letter s.




Colouring the Letter 'Ss'

Ss



Ss Ss Ss Ss Ss

Parts of a Echidna



Word Bank

- snout
- eyes
- short legs
- spines
- tiny mouth

Name: _____

Spelling Practice: ABC order

List 15 of your spelling words in the first column. Then, put them in ABC order and list them in column two.

Spelling Words

ABC Order

1. _____
2. _____
3. _____
4. _____
5. _____
6. _____
7. _____
8. _____
9. _____
10. _____
11. _____
12. _____
13. _____
14. _____
15. _____

1. _____
2. _____
3. _____
4. _____
5. _____
6. _____
7. _____
8. _____
9. _____
10. _____
11. _____
12. _____
13. _____
14. _____
15. _____

ABCDEFGHIJKLMNOPQRSTUVWXYZ

Echidna

The echidna is a highly adaptable creature that can be found throughout Australia. They are found in coastal forests, alpine meadows and deserts. The echidna has the widest distribution of any native Australian mammal.



The echidna has a skinny snout and a long flicking tongue which is perfect for catching insects. It also has very sharp spines, known as quills, along its back and sides.

When an echidna is threatened, it will curl inwards leaving only its quills exposed. This is a form of protection from predators. Termites and ants are what echidnas love to eat.

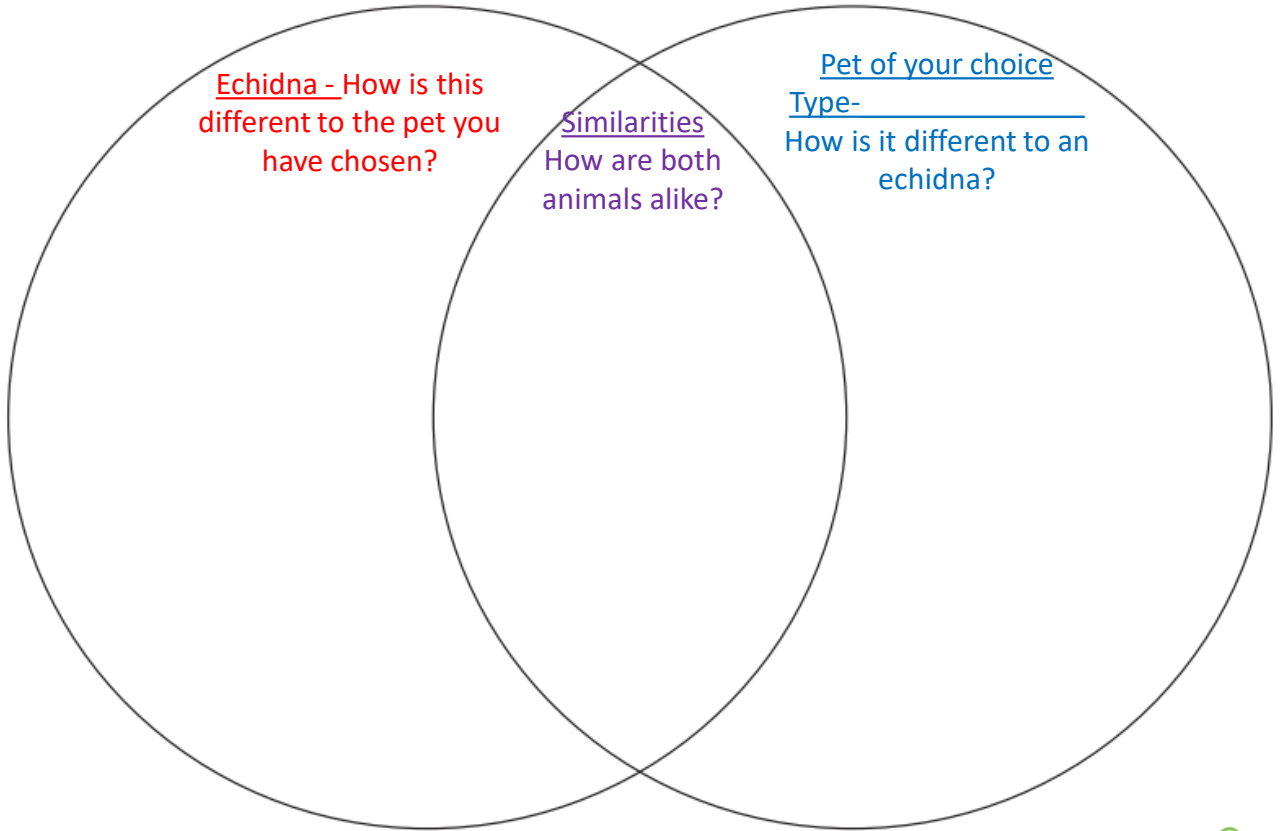
They especially love eating beetle larvae which are a type of soil invertebrate. Their sharp claws are what help them to find termites, as they often hide in rotting logs.



Did you know...?

Echidnas have no teeth.


Compare and Contrast Venn Diagram



teach









shutterstock.com · 358975211



Day



Night




Telling The Time

The long hand points to minutes.

The short hand points to hours.

There are 60 minutes that make up 1 hour.



When the **long hand** points to the 12, we say **o'clock**.
The **short hand** points to the hour.
If the short hand is pointing to the 2, we say it is **"2 o'clock"**.

Telling The Time

Draw the time on the clock face:



4:00



12:00



10:00



6:00



7:00



9:00



10:00



1:00

Putting Together a Flower

Instructions:

Cut out the parts below and paste them on the sheet to make a flower.



The Echidna Life Cycle

The echidna is an egg-laying mammal or monotreme. The female lays one soft-shelled egg at a time, into her pouch.



The egg hatches after about 10 days. The young echidna is blind, hairless and about the size of a jelly bean. It holds onto hairs inside the mother's pouch, and drinks milk for 2-3 months.



When it grows spines and becomes too prickly, the mother removes it from her pouch and builds a burrow for it. It keeps drinking milk for the next 6 months.



The echidna leaves the burrow once it is about 6 months old. When it becomes an adult echidna, it finds a mate and reproduces.




Did You Know?

The echidna secretes milk through its skin as it doesn't have any nipples.

A baby echidna is called a puggle.

1. Echidna Life Cycle

Write about this stage of the echidna's life cycle.



Echidna Life Cycle

Write about this stage of the echidna's life cycle.

4.



Echidna Life Cycle

Write about this stage of the echidna's life cycle.




2.



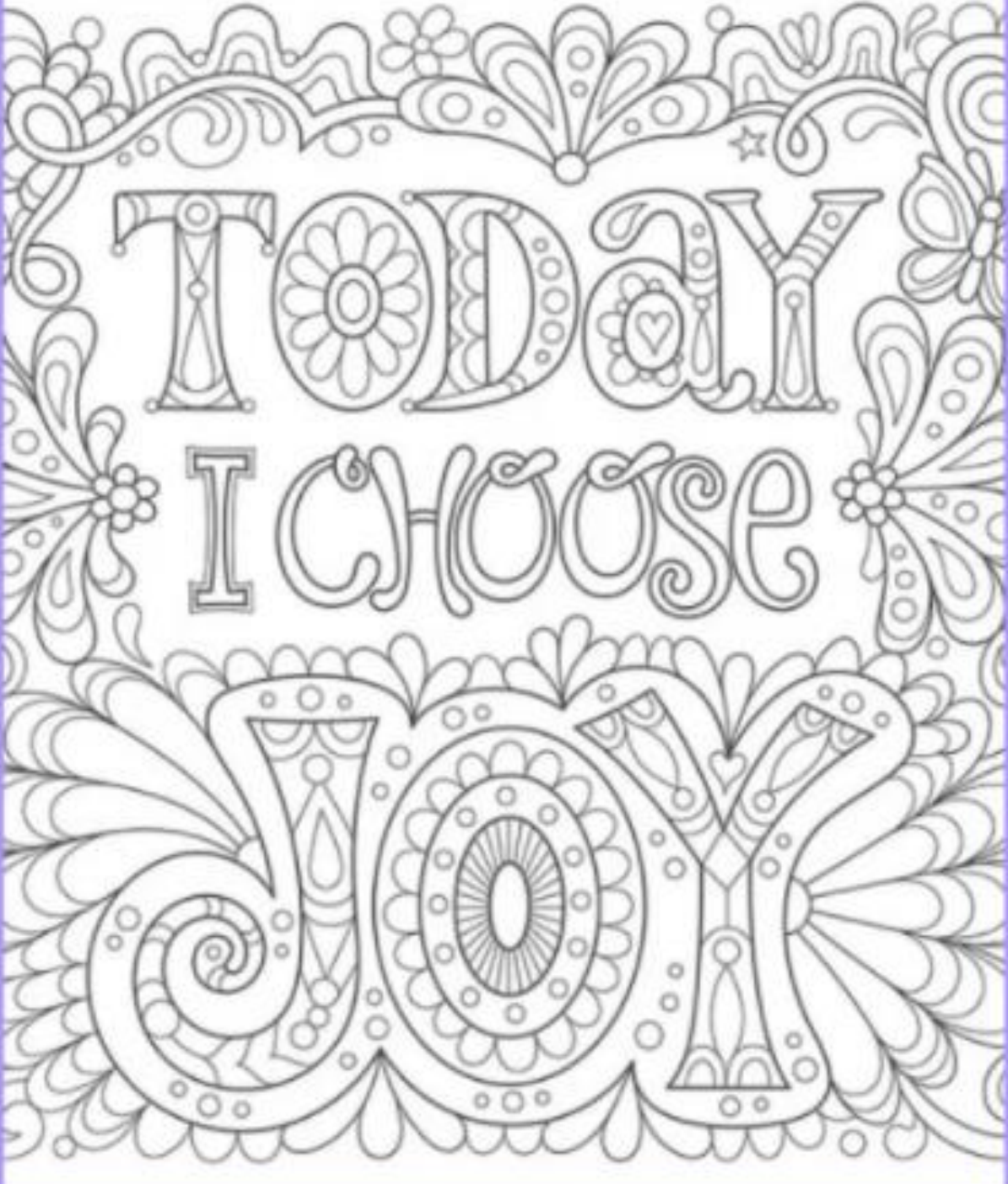
Echidna Life Cycle

Write about this stage of the echidna's life cycle.

3.



Thursday



TODAY

I CHOOSE

JOY







Friday

Sort the letters t and s

t	s

t	t	t	t	t
s	s	s	s	s



Echidnas

Echidnas lay eggs.

A baby echidna is
called a puggle.

Animal or Pet Report

Type of Animal _____

Name _____

Where does it live/sleep? _____

What does it eat? _____

What colour is it? _____

What is its body covered in? _____

How does it move? (swim, walk, gallop, hop etc) _____

Draw a picture of the pet you have chosen to write about

Pet Report

Type of Animal _____

Name _____

Age _____

Habitat (Where does it live/sleep) _____

Food _____

Body Covering _____

Colour _____

How does it move? (swim, walk, gallop, hop etc) _____

What body parts help it move and how many? _____

Interesting Facts _____


Draw a picture of the pet you have chosen to write about

BLUE GROUP: FRIDAY



Australian Currency
Notes and Coins

Step In Revising Time On the Hour (Analog Clocks)



This type of clock is called an analog clock.

Where might you see an analog clock?

What numbers do you see on this clock?

What do you think the numbers are counting?

Which hand is the hour hand?



The short hand is the hour hand. It shows the name of the hour and counts the hours.

The long hand is called the minute hand because it counts the minutes.

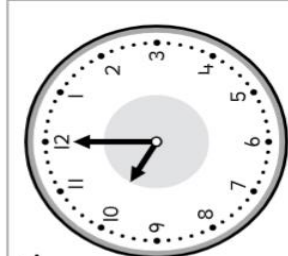
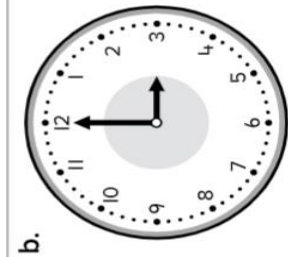
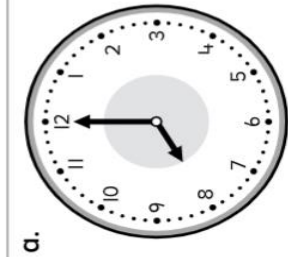
When the minute hand is pointing to 12 it is the start of another hour.

This time is on the hour and is an o'clock time.


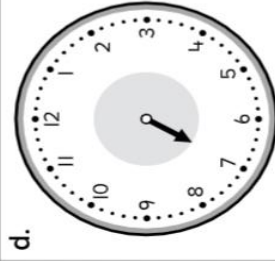
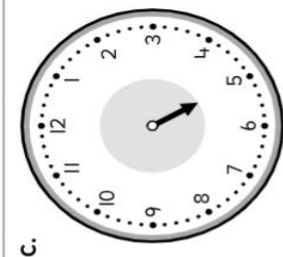
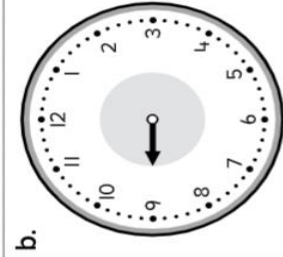
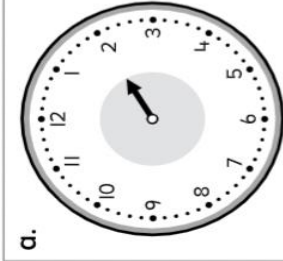
What time is the clock showing? How do you know?

Step Up

I. Write each time.

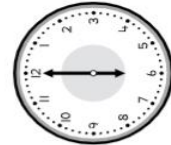


2. The **minute** hand is the **long** hand. Draw the minute hand on each clock to show an hour time. Then write the time.



Step Ahead

Loop the clocks that show a time on the hour.



2021 Calendar

January 2021	February 2021	March 2021	April 2021
S M T W T F S 1 2 3 4 5 6 7 8 9 10 11 12 13 14 15 16 17 18 19 20 21 22 23 24 25 26 27 28 29 30 31	S M T W T F S 1 2 3 4 5 6 7 8 9 10 11 12 13 14 15 16 17 18 19 20 21 22 23 24 25 26 27 28	S M T W T F S 1 2 3 4 5 6 7 8 9 10 11 12 13 14 15 16 17 18 19 20 21 22 23 24 25 26 27 28 29 30 31	S M T W T F S 1 2 3 4 5 6 7 8 9 10 11 12 13 14 15 16 17 18 19 20 21 22 23 24 25 26 27 28 29 30
May 2021	June 2021	July 2021	August 2021
S M T W T F S 1 2 3 4 5 6 7 8 9 10 11 12 13 14 15 16 17 18 19 20 21 22 23 24 25 26 27 28 29 30 31	S M T W T F S 1 2 3 4 5 6 7 8 9 10 11 12 13 14 15 16 17 18 19 20 21 22 23 24 25 26 27 28 29 30	S M T W T F S 1 2 3 4 5 6 7 8 9 10 11 12 13 14 15 16 17 18 19 20 21 22 23 24 25 26 27 28 29 30 31	S M T W T F S 1 2 3 4 5 6 7 8 9 10 11 12 13 14 15 16 17 18 19 20 21 22 23 24 25 26 27 28 29 30 31
September 2021	October 2021	November 2021	December 2021
S M T W T F S 1 2 3 4 5 6 7 8 9 10 11 12 13 14 15 16 17 18 19 20 21 22 23 24 25 26 27 28 29 30	S M T W T F S 1 2 3 4 5 6 7 8 9 10 11 12 13 14 15 16 17 18 19 20 21 22 23 24 25 26 27 28 29 30 31	S M T W T F S 1 2 3 4 5 6 7 8 9 10 11 12 13 14 15 16 17 18 19 20 21 22 23 24 25 26 27 28 29 30	S M T W T F S 1 2 3 4 5 6 7 8 9 10 11 12 13 14 15 16 17 18 19 20 21 22 23 24 25 26 27 28 29 30 31

I BRUSHED MY TEETH

MORNING

NIGHT



MONDAY



TUESDAY



WEDNESDAY



THURSDAY



FRIDAY



SATURDAY



SUNDAY



Name _____

Directions: Look for the toothy words below in the word search!
Circle each word when you find it.



F	L	O	S	S	G	U	O	P	T
B	A	D	Q	A	Z	X	S	W	E
G	B	F	J	M	N	H	M	T	E
C	A	V	I	T	Y	H	O	D	T
L	D	K	Y	R	B	R	U	S	H
U	Z	J	A	W	P	I	T	M	L
D	E	N	T	I	S	T	H	I	A
Y	D	B	P	M	V	C	W	L	D
R	S	Q	E	Y	F	S	A	E	A
T	O	O	T	H	P	A	S	T	E
S	W	N	R	K	D	X	H	V	B

TOOTH PASTE



MOUTH WASH

FLOSS

CAVITY



BRUSH

TEETH

SMILE

DENTIST

Healthy Teeth

Directions: Which foods are healthy or unhealthy for your teeth? Cut and paste each food under the correct tooth.



healthy



unhealthy



chips



apple



egg



lollipop



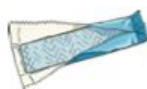
carrots



ice cream



milk



bubble gum



cupcake



soda



cheese



bananas