

Monday  
Week 10

BLUE GROUP:Magpie Craft

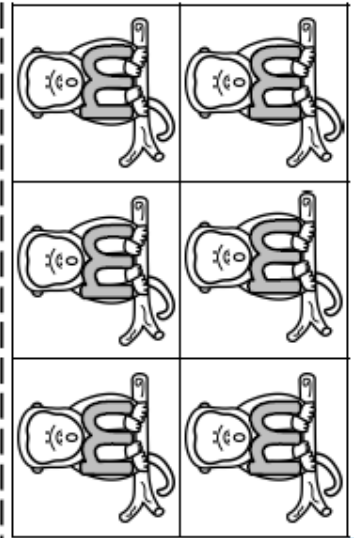
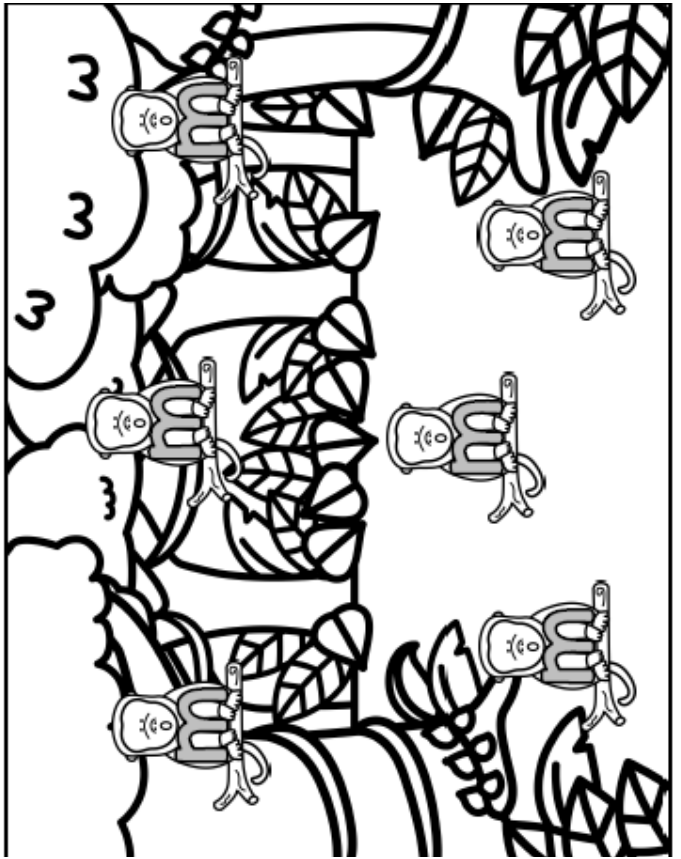
Colour the magpie in black and then cut some small pieces of white paper and glue it on your bird.



# Blue Group- letter m matching activity

Name \_\_\_\_\_

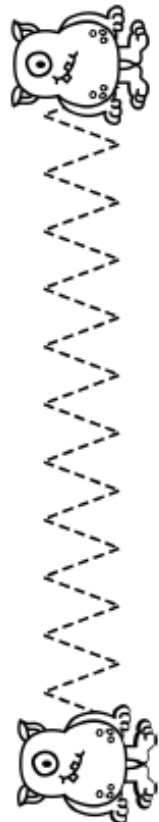
Cut and glue to match the letter m.



© Mrs. Deborah J. Anderson, 2012

# Blue Group- letter m handwriting activity

Tracing



Yellow Group	Light Green	Dark Green
is	wing	flightless
run	flock	feather
end	chick	migration
egg	crest	kookaburra
gum	swoop	cassowary
sit	bird	penguin
fly	beak	lorikeet
this	claw	incubate
nest	tree	species
	sharp	native
	egg	omnivore

Name: \_\_\_\_\_

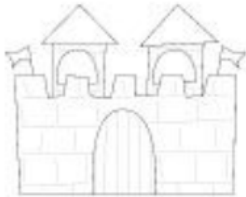
# RECOUNT PLAN



*When*



*Who*



*Where*



*What*

# Summer Number Activity

## Number Six


Trace.



Color black.

six

Color 6 suns in the ten frame.



Circle or use a bingo marker to identify all the 6s.

0

6

4

6

9

3

6

1

6

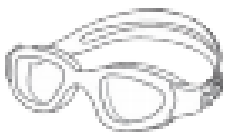
8


4

6

5



Color six goggles.





# Daily Math Challenge

Monday	Tuesday	Wednesday	Thursday	Friday
1) $17 + 10 =$	1) $12 + 5 =$	1) $22 + 4 =$	1) $19 + 3 =$	1) $16 + 4 =$
2) $9 + \underline{\quad} = 14$	2) $14 + \underline{\quad} = 20$	2) $7 + 7 =$	2) $15 + \underline{\quad} = 20$	2) $14 - 5 =$
3) $12 + 6 =$	3) $9 + 9 =$	3) $4 + 5 =$	3) $6 + \underline{\quad} = 10$	3) $12 + \underline{\quad} = 20$
4) $5 + 5 =$	4) $24 - 5 =$	4) $11 + 6 =$	4) $14 - 7 =$	4) $23 + 7 =$
5) $9 + 8 =$	5) $7 + 4 =$	5) $17 - 5 =$	5) $29 - 9 =$	5) $5 + \underline{\quad} = 10$
6) $13 - 5 =$	6) $18 - 5 =$	6) $8 + 9 =$	6) $6 + 6 =$	6) $32 - 10 =$
7) $4 + \underline{\quad} = 10$	7) $8 + 8 =$	7) $11 + \underline{\quad} = 20$	7) $9 + 7 =$	7) $18 - 9 =$
8) $10 + 10 =$	8) $3 + 4 =$	8) $12 - 6 =$	8) $12 - 7 =$	8) $4 + 7 =$
9) $13 + \underline{\quad} = 20$	9) $17 - 6 =$	9) $8 - 6 =$	9) $15 - 5 =$	9) $5 + 9 =$
10) $7 + 6 =$	10) $3 + \underline{\quad} = 10$	10) $10 - \underline{\quad} = 10$	10) $10 + 9 =$	10) $11 + 5 =$

<p>Write out your 2 x tables</p> <p><math>2 \times 1 =</math></p> <p><math>2 \times 2 =</math></p>	<p>Record the day, date, month, season, year and temperature for today in your workbook.</p>	<p>Create a bar graph to show how many spoons, knives and forks are in your kitchen.</p> 	<p>Write the numbers up to 100 in your workbook.</p>															
<p>Write a list of 10 things you can divide into equal halves.</p> 	<p>If 125 is 1 hundred, 2 tens and 5 ones. Write out how many hundreds, tens and ones in the following numbers</p> <p>256    371    798    806    130</p> <p>267    985    401    618    903</p>	<p>How many steps from</p> <ul style="list-style-type: none"> <li>- your front door to your kitchen</li> <li>- bedroom to your back door</li> <li>- bathroom door to your bedroom</li> <li>- back door to your clothesline</li> <li>- lounge room to your bathroom</li> </ul> <p><b>Record your counts in your book.</b></p>	<p>Write the numbers from 30 backwards in your workbook.</p>															
<p>Sort your clothes pegs into colours then create a tally chart of the colours</p>	<p>Time yourself to see how long it takes to</p> <ul style="list-style-type: none"> <li>- count to 100</li> <li>- walk around your house yard</li> <li>- brush your teeth</li> </ul> <p><b>Record your times in your book.</b></p>	<p>Write out your <u>5 x tables</u></p>	<p>Count by 5s to 100. Write the 5 count out in your workbook.</p>															
<p>Practice skip counting by 4s. Write out the 4 count in your workbook.</p>	<p>Write out the double sums for the numbers 1-10</p> <p><u>Eg</u> <math>1 + 1 = 2</math></p>	<p>Write out your 10 x tables</p> <p><math>10 \times 1 =</math></p>	<p>Write the number that comes before and after each of the numbers below.</p> <table style="margin-left: auto; margin-right: auto;"> <tbody> <tr> <td>5</td> <td>8</td> <td>13</td> <td>25</td> <td>67</td> </tr> <tr> <td>33</td> <td>50</td> <td>78</td> <td>99</td> <td>80</td> </tr> <tr> <td>100</td> <td>54</td> <td>82</td> <td>48</td> <td>14</td> </tr> </tbody> </table>	5	8	13	25	67	33	50	78	99	80	100	54	82	48	14
5	8	13	25	67														
33	50	78	99	80														
100	54	82	48	14														



Today's Number

176

Name \_\_\_\_\_

# Number of the Day

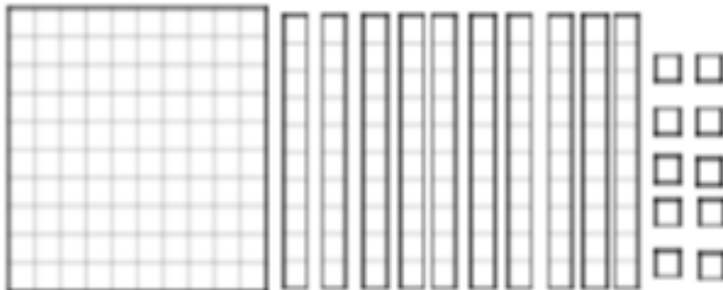
Hundreds	Tens	Ones



Odd

Even

Shade it



Solve it

One More \_\_\_\_\_

Ten More \_\_\_\_\_

One Less \_\_\_\_\_

Ten Less \_\_\_\_\_

Stretch it

$$\underline{\hspace{2cm}} + \underline{\hspace{2cm}} + \underline{\hspace{2cm}} = \underline{\hspace{2cm}}$$

Hundreds                  Tens                  Ones

Write it

\_\_\_\_\_


## 'Thank You for Being a Friend' Paper People Chain

You will need:

- Paper People Chain template printed onto heavy GSM paper or cardstock
- Scissors
- Items for decorating such as crayons, pastels, pencils, markers, paints, fabric, googly eyes, wool

Instructions:

1. Fold the paper or card in half along the dotted line.
2. Carefully cut around the person outline, cutting through all the layers of folded paper. Make sure to leave the hands intact!
3. Unfold your paper people. Choose which paper person will be you and which will be your friend.
4. Decorate the two paper people to look like you and your friend using the items for decorating you have chosen.
5. On the back of your friend's paper person, write down words or phrases that describe what makes them a good friend to you.
6. On the back of your paper person, write a message to say thank you for being a good friend. If you can't visit your friend to give it to them, send it to them in the post!



## What Is Bullying



Do you know what bullying is?

Bullying is hurting someone else on purpose. Bullying is something that happens over and over again.

Bullies can hurt people in lots of different ways. You can be hurt on your body or with nasty words.



## Different Kinds of Bullying

**Physical bullying** is pushing, hitting, pinching or kicking someone.

It can leave marks or bruises and people might see it happening, but it can be hidden underneath clothes.



**Verbal bullying** is calling someone names, saying nasty things or even pretending you are going to hurt someone.

**Verbal bullying** is not always easy to see. It can be done secretly and does not leave marks. It hurts people's feelings and is just as bad as physical bullying.



## Cyberbullying

**Cyberbullying** is when people use email, photos, videos or text messages to make someone feel sad. It can be one person or a group of people. It can be scary for the person who is being bullied.

Make sure you know how to

stay safe online



## Indirect Bullying

**Indirect bullying** is:

- leaving people out of games;
- talking about them when they are not looking;
- telling nasty stories about them;
- standing by and watching bullying happen.

It is **just as hurtful** as other kinds of bullying.



## What Can You Do?

If you see bullying, you can:

**Tell someone you trust** - a parent, teacher, older relative. They will make sure it's dealt with properly.



**Be kind to the person being bullied.** Someone who is being bullied can feel alone, sad and scared. Smile, talk to them or include them in something.



What might the victim of the bullying think?

How might this affect the victim's life?

How might the victim begin to act?



Ways in which people bully verbally:

Ways in which people bully emotionally:

Ways in which people bully physically:

# Is this thing that happened to me BULLYING?

NO YES

Was it deliberate/on purpose?

**Rude behaviour**  
Saying or doing something hurtful that wasn't planned or meant to upset someone.

**Conflict**  
Saying hurtful things on purpose due to heightened emotions as part of a fight or disagreement.

**Mean**  
Saying or doing something hurtful to someone on purpose rarely/on occasion.

**Bullying**  
Someone more powerful saying or doing something hurtful to someone on purpose, over and over again.

Was it personal/targeted?

Was it said in anger?

Was it part of a fight with a friend?

Has it only happened once or twice?


Does the person doing it have 'more power' than you, e.g. more popular?

Tuesday  
Week 10


# Letter Craft - Mouse




ears



nose



whiskers



eyes



tail

© SIMPLY Kinder



# I Spy Beginning Sound M






Directions: Color and say the pictures that start with the letter 'M' sound.





Steps to Spelling







My Spelling Words:



Steps to Spelling

run				

My Spelling Words:





## Magpie

- Look at the pictures
- Write describing words (adjectives) about the Magpie. How many words can you write.
- If you need some ideas use the *Adjective Mat* on the next page.

Write your words in the box.

# GREEN GROUP: TUESDAY

## My Adjectives Word Mat

<b>Taste</b>  bitter creamy fresh fruity greasy juicy mild peppery salty savoury sour spicy stale sticky sweet tasteless tasty yummy zesty	<b>Touch</b>  bumpy clammy cold cuddly dry fluffy greasy gritty hot prickly sharp silky smooth rough soft squishy slimy sticky slushy waxy	<b>Sound</b>  banging blasting crackling growling faint pleasant pounding screeching squawking rustling hissing loud nice ringing shrieking deafening tranquil thundering quiet whistling	<b>Colour</b>  aqua beige black blue bright brown colourful coral dull gold green pale pinkish red rosy rusty silver white yellow	<b>Size</b>  big enormous fat gigantic high huge immense jumbo little mammoth massive miniature petite puny scrawny short small tall teeny-tiny thin	<b>Time</b>  ancient annual brief daily early fast historical immediately futuristic late modern old quick rapid short slow swift waiting young	<b>Shape</b>  broad circular crooked curved cylindrical deep distorted flat hollow low narrow oval rectangular round skinny square straight triangular wide
<b>Amount</b>  all enough each limited plentiful hundreds light few full large many multiple empty singular sparse numerous abundant handful countless several	<b>Feelings (bad)</b>  angry annoyed anxious ashamed awful bewildered bored confused defeated defiant disgusted disturbed dizzy envious hungry lonely sad furious upset worried	<b>Feelings (good)</b>  brave calm cheerful comfortable courageous determined eager elated encouraged energetic enthusiastic excited fantastic fine healthy joyful pleasant relieved happy healthy	<b>Personality</b>  aggressive energetic intelligent humble attentive friendly annoying grumpy thoughtful brave calm cheeky eager grateful lazy helpful kind moody lively shy	<b>Appearance</b>  adorable confident elegant fair curly dirty glamorous glowing handsome pleasant shiny slender cute elegant pretty muscular chubby old young	<b>Smell</b>  burn clean filthy fishy fragrant smelly fresh fruity minty musty flowery earthy rotten rainy spicy stinky strong smoky sweet	<b>Other</b> American Australian English Irish sleeping spotted stormy striped windy



Kingfisher



Rosella



Magpie



Galah



Lorikeet



Cassowary



Wedge Tail Eagle




Fairy Wren

# Kookaburra

A kookaburra is a bird that is native to Australia and New Guinea. It is a type of tree kingfisher.

The name kookaburra comes from the Wiradjuri word, guuguubarra, which sounds like the kookaburra's laugh. They can use their laugh to mark their territory.



Kookaburras are a symbol of Australian culture and are famous for their laugh which is often used in films to depict an Australian bush setting.

Kookaburras live in habitats like eucalypt trees, but can also be found in built up areas like the suburbs.

Kookaburras are mostly carnivorous, meaning they eat meat. They eat insects, mice, small snakes, small reptiles and sometimes other baby birds.



Kookaburras are not under threat from extinction as they have adapted well to human development.



# Kookaburra



Use the words below to fill in the missing information. You have been given the beginning letter of each of the missing words.

Australia

Males

dawn

tree

food

holes

breed

variety

help

answer

Kookaburras live only in **A**..... and are found in hot places. They live in **h**..... high up in trees. Great brown kingfishers live near the South West coast.

The laughing call, which is made at **d**..... and dusk, indicates ownership of territory, and one group will often **a**..... another. With a **v**..... of calls, they can signal each other to come to a source of **f**..... or to rally for the defence of a communal territory. **M**..... and females look alike.

Kookaburra pairs mate for life, laying two or three white eggs in a hole in a **t**..... trunk. Unmated birds **h**..... the pair feed the chicks. The breeding rate is slow because many birds do not **b**..... at all, but each bird can live up to 25 years.

## Did You Know?


- Kookaburras eat chicks, insects, worms, frogs and snails, small snakes, lizards and yabbies. They bash small snakes against trees before they eat them.
- The kookaburra is the world's largest kingfisher bird.
- They nest in tree hollows as well as termite mounds and in urban areas. Holes in walls are also used.
- Kookaburras have excellent eyesight which allows them to spot movement from long distances.
- They are usually seen perched high in trees or on tall poles, watching for prey.
- They have a powerful beak and neck.
- Adult kookaburras weigh 300 grams and their colour is brown.
- Kookaburras feed on insects and worms, swooping down on small water animals such as frogs, reptiles and other small vertebrate animals.

## Fast Finisher Activities

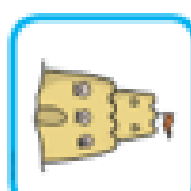









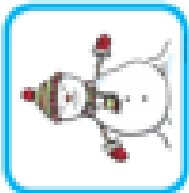
- Use the word 'kookaburra' to create an acrostic poem. Illustrate your poem.
- Create a word search using all the words that are associated with kookaburras.
- Draw a kookaburra sitting on a branch looking for dinner. Write nouns and adjectives you would use to describe a kookaburra around your picture.
- Write some of the jokes that make the kookaburra laugh so hard.

Summer and Winter Sorting activity

Summer







Winter



# Write the Missing Numbers 0-50

Name: \_\_\_\_\_



# 2021 CALENDAR

JANUARY						
SUN	MON	TUE	WED	THU	FRI	SAT
					1	2
3	4	5	6	7	8	9
10	11	12	13	14	15	16
17	18	19	20	21	22	23
24	25	26	27	28	29	30
31						

FEBRUARY						
SUN	MON	TUE	WED	THU	FRI	SAT
	1	2	3	4	5	6
7	8	9	10	11	12	13
14	15	16	17	18	19	20
21	22	23	24	25	26	27
28						

MARCH						
SUN	MON	TUE	WED	THU	FRI	SAT
	1	2	3	4	5	6
7	8	9	10	11	12	13
14	15	16	17	18	19	20
21	22	23	24	25	26	27
28	29	30	31			

APRIL						
SUN	MON	TUE	WED	THU	FRI	SAT
					1	2
3	4	5	6	7	8	9
10	11	12	13	14	15	16
17	18	19	20	21	22	23
24	25	26	27	28	29	30

MAY						
SUN	MON	TUE	WED	THU	FRI	SAT
						1
2	3	4	5	6	7	8
9	10	11	12	13	14	15
16	17	18	19	20	21	22
23	24	25	26	27	28	29
30	31					

JUNE						
SUN	MON	TUE	WED	THU	FRI	SAT
		1	2	3	4	5
6	7	8	9	10	11	12
13	14	15	16	17	18	19
20	21	22	23	24	25	26
27	28	29	30			

JULY						
SUN	MON	TUE	WED	THU	FRI	SAT
				1	2	3
4	5	6	7	8	9	10
11	12	13	14	15	16	17
18	19	20	21	22	23	24
25	26	27	28	29	30	31

AUGUST						
SUN	MON	TUE	WED	THU	FRI	SAT
1	2	3	4	5	6	7
8	9	10	11	12	13	14
15	16	17	18	19	20	21
22	23	24	25	26	27	28
29	30	31				

SEPTEMBER						
SUN	MON	TUE	WED	THU	FRI	SAT
			1	2	3	4
5	6	7	8	9	10	11
12	13	14	15	16	17	18
19	20	21	22	23	24	25
26	27	28	29	30		

OCTOBER						
SUN	MON	TUE	WED	THU	FRI	SAT
					1	2
3	4	5	6	7	8	9
10	11	12	13	14	15	16
17	18	19	20	21	22	23
24	25	26	27	28	29	30
31						

NOVEMBER						
SUN	MON	TUE	WED	THU	FRI	SAT
	1	2	3	4	5	6
7	8	9	10	11	12	13
14	15	16	17	18	19	20
21	22	23	24	25	26	27
28	29	30				

DECEMBER						
SUN	MON	TUE	WED	THU	FRI	SAT
			1	2	3	4
5	6	7	8	9	10	11
12	13	14	15	16	17	18
19	20	21	22	23	24	25
26	27	28	29	30	31	

Printable Calendar From [Wishsi.com](http://Wishsi.com)

## 30 Days Has September

30 Days has September,  
April, June and November.

All the rest have 31,

Except for February, it's the one,  
Which only has 28 days clear,  
And 29 in each Leap Year.





## Green Group - Geography



Which place is Mr Bean taking care of?

What is he doing to look after it?

Who does these things to take care of your home?

Draw yourself taking care of these places.

Home

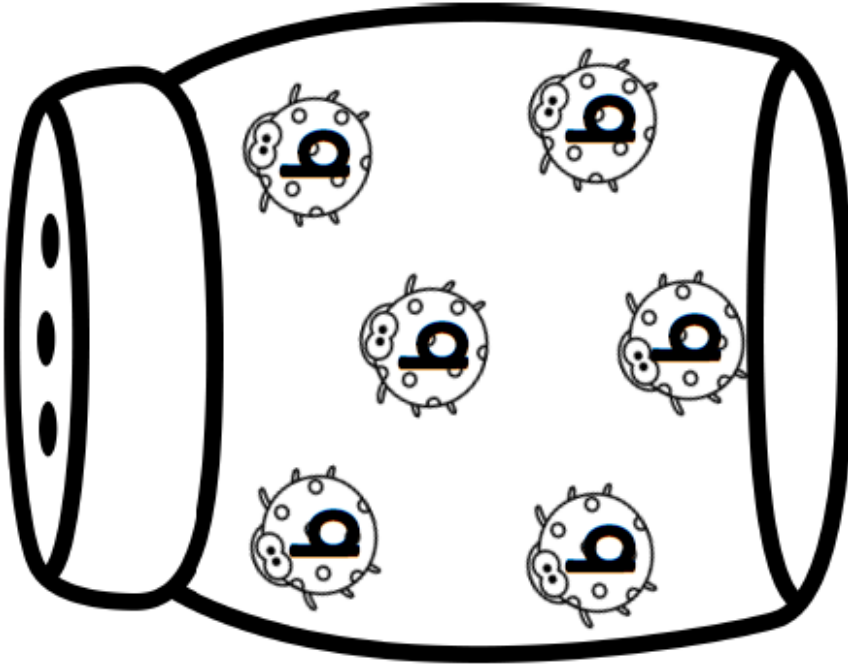
School

Wednesday  
Week 10

BLUE GROUP: WEDNESDAY Letter matching 'b' activity

Name \_\_\_\_\_

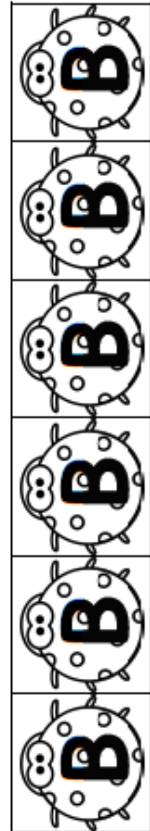
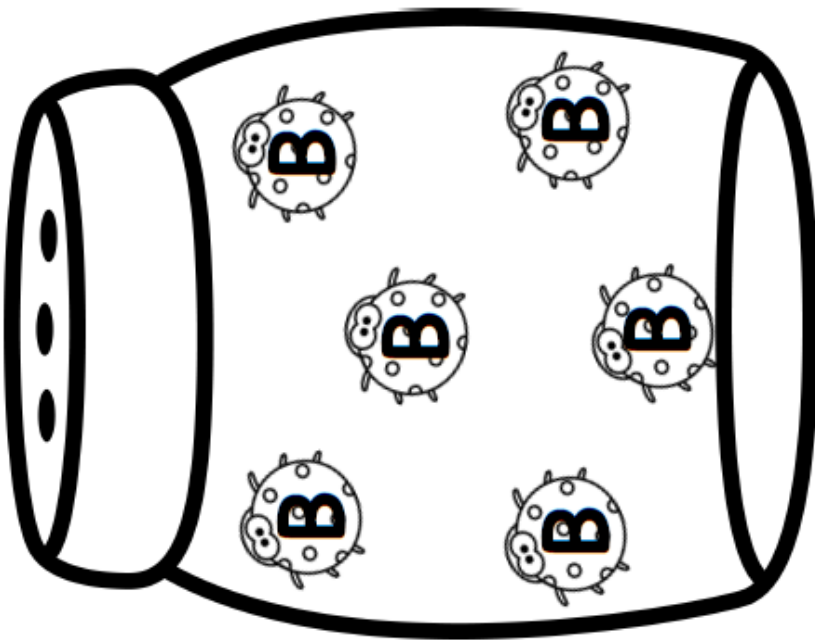
Cut and glue to match the letter b.




BLUE GROUP: WEDNESDAY Letter matching 'B' activity

Name \_\_\_\_\_

Cut and glue to match the letter B.



Letter Craft - Butterfly





I was walking near the golf course. There was a magpie sitting in the tree. The magpie flew down and flew past my head. I screamed and dropped to the ground.

Write 3-5 sentences about being swooped by a magpie.

# Southern Cassowary

The Southern Cassowary is an endangered bird that lives in and around the tropical rainforests of New Guinea, Indonesia and far north Queensland, Australia.



They are Australia's heaviest bird, weighing up to 76 kilograms when fully grown. They are also Australia's second tallest bird, measuring up to 1.8 metres high.

Like the Emu and the Ostrich, the Southern Cassowary is a 'ratite', which means that it cannot fly.

The Southern Cassowary's body is covered in jet black feathers. These feathers protect the bird from thorny branches and keep it dry in its humid habitat. The Southern Cassowary's neck is bright blue and its double wattle is bright red. It has very powerful legs so it can run very fast.

Both male and female Southern Cassowaries have a large helmet on top of their heads called a 'casque'. This is a distinguishing feature of the Southern Cassowary.

Southern Cassowaries can deliver a potentially fatal attack if they are provoked because they have a very sharp, long middle claw on each foot that they use to defend themselves when in danger.

Did you know that Southern Cassowaries are frugivores? This means that they eat mainly fruit, small animals and fungi. They rely on fleshy fruits all year round and because they eat them whole, are known as the 'gardeners of the rainforest'. Many plants rely on the Southern Cassowary's ability to pollinate to survive.



## Did You Know...?

**Habitat destruction is the main cause for the decline of Southern Cassowaries. Therefore, they are classed as an endangered species.**

# Summer Number Activity

## Number Seven


Trace.



Color brown.

seven


Color 7 suns in the ten frame.




Circle or use a bingo marker to identify all the 7s.

4      3      7      7      0      2      7  
7      6      5      7      8      7

Color seven ladybugs.






## Telling The Time

The long hand points to minutes.

The short hand points to hours.

There are 60 minutes that make up 1 hour.



When the **long hand** points to the 12, we say **o'clock**.  
The **short hand** points to the hour.  
If the short hand is pointing to the 2, we say it is **"2 o'clock"**.




# Telling The Time: Half-Hour

The long hand points to minutes.

The short hand points to hours.

There are 60 minutes that make up 1 hour.

There are 30 minutes that make up half an hour.



When the **long hand** points to the **6**, we say **half-past**. The **short hand** points in-between the hour before and the hour after.  
If the short hand is pointing between the two and three, we would say "**half-past two**".

## Moving Water Experiment

### Equipment



Paper towel



6 Cups



Food colouring



Water

### Steps

1. Fill up 3 cups with water. Place them in a row in pattern of full cup, empty, cup, full cup, empty cup, full, and empty. Add red colour to first cup, yellow to the next cup with water and blue to the third cup of water.
2. Rip off a piece of paper towel
3. Fold the paper towel in half and then in half again so it is long piece. Repeat with three other pieces of paper towel
4. Bend each piece so that one end is in a full cup and the other end is in an empty cup. This is what it might look like



5. Watch and wait to see what happens. The picture below might be what it ends up like.



# The Southern Cassowary Life Cycle



Adult male and female cassowaries stay with each other over three or more days before they mate (May to November). The female lays 3-5 large pale-green eggs in a flat dish of leaves, grass and sticks on the forest floor made by the male.

The female leaves the male who sits on the eggs for about 50 days. The

female may then mate with other males and lay more eggs. The male may also mate with other females.



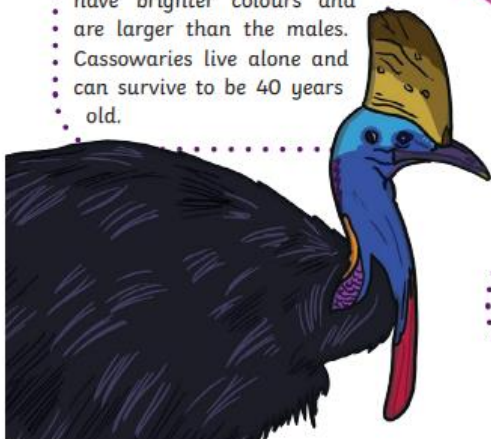
## Did You Know?

Cassowaries are related to the emu, ostrich, rhea and kiwi. One cassowary egg weighs the same as about 10 chicken eggs. The cassowary is known as one of the world's most dangerous birds.



At the beginning of the new mating season (June-October) the father chases the young away. They become adults when they are 2-3 years old and can mate. The females grow a taller casque, have brighter colours and are larger than the males. Cassowaries live alone and can survive to be 40 years old.

The newly hatched chicks are cream and striped black. The male cares for them for 8-18 months. The chicks have pale brown heads, small wattles and no helmet (casque). They can walk and feed themselves hours after hatching. At 3-6 months their stripes fade, and they become a dull brown colour. At 6-9 months old, the skin around their necks begins to colour.




twinkl

visit [twinkl.com.au](https://www.twinkl.com.au)

# Green Group Wednesday

## Cassowary Life Cycle

Write about this stage of the cassowary's life cycle.



---

---

---

---

---

---

## Cassowary Life Cycle

Write about this stage of the cassowary's life cycle.



---

---

---

---

---

---

## Cassowary Life Cycle

Write about this stage of the cassowary's life cycle.



---

---

---

---

---

---

## Cassowary Life Cycle

Write about this stage of the cassowary's life cycle.



---

---

---

---

---


---


Thursday  
Week 10


BLUE GROUP: THURSDAY Beginning sound b activity

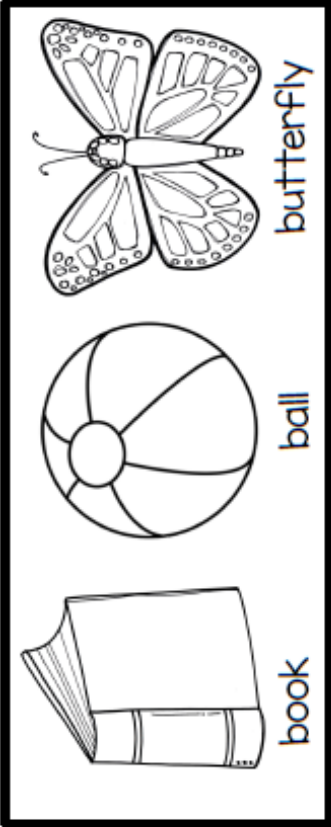
Name: \_\_\_\_\_

Stamp: \_\_\_\_\_

Color: 

Sticker: 

Color: 

Color: 

©2008 E. Peabody of Peabody Teacher

BLUE GROUP: THURSDAY Handwriting b activity

Tracing activity for the letter 'b'.

Row 1: Uppercase 'B' and lowercase 'b' with a dashed zigzag line connecting them.

Row 2: Uppercase 'B' and lowercase 'b' with a dashed wavy line connecting them.

Row 3: Uppercase 'B' and lowercase 'b' with a dashed zigzag line connecting them.

Row 4: Uppercase 'B' and lowercase 'b' with a dashed zigzag line connecting them.

Row 5: Uppercase 'B' and lowercase 'b' with a dashed zigzag line connecting them.

Row 6: Uppercase 'B' and lowercase 'b' with a dashed zigzag line connecting them.

Row 7: Uppercase 'B' and lowercase 'b' with a dashed zigzag line connecting them.

Row 8: Uppercase 'B' and lowercase 'b' with a dashed zigzag line connecting them.


Row 9: Uppercase 'B' and lowercase 'b' with a dashed zigzag line connecting them.

Row 10: Uppercase 'B' and lowercase 'b' with a dashed zigzag line connecting them.

grey feet with sharp claws	barred black/brown or blue tail	feathers	creamy white underside
dark brown or blue and brown wings	creamy white head and neck	brown or white eyes	sharp beak


# Parts of a Kookaburra

Cut, sort and paste to label the kookaburra.



Colour the Kookaburra.

Use the picture to help  
with the colours.





GREEN GROUP: THURSDAY

A



B



C



D



E



F



G



H



Answer these questions for each of the signs above.



1. Have you seen this sign in person?
2. Where could this sign be found?
3. What animal/s are on the sign?
4. What could this sign mean?

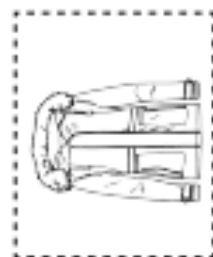
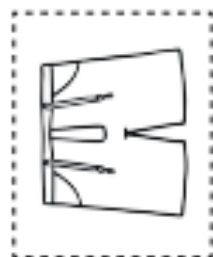
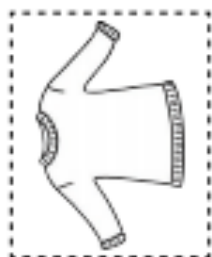
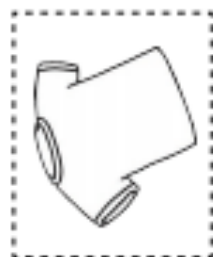
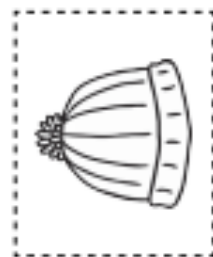
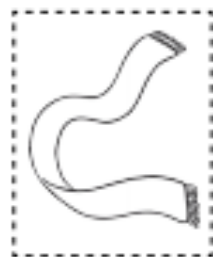
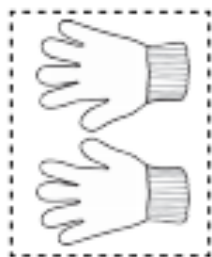
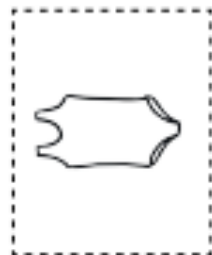
## Spelling Menu

Write your spelling words.....


in <b>r</b> ainbow letters	with vowels in <b>red</b>	and find the definition in the dictionary
Write each spelling word into a sentence.	in <b>CAPITAL</b> letters	in play dough
Make them with pegs, pebbles or twigs.	In fancy letters e.g. graffiti, <b>bubble</b> etc.)	In chalk (inside or outside)
In the sand, dirt or rice tray	<i>In paint</i>	 triangle writing d do Dog

Weather Sorting


	
	



# Match The Time



Cut out the digital clocks and glue them under the matching clock face.



Teach **THIS**

**11:30**

**9:30**

**8:30**

**1:30**

**6:30**

**3:30**

# Magpie

Sing to the tune of Twinkle, twinkle little star

Magpie, Magpie flies so high

Always cranky in springtime

---

---

---

Magpie, Magpie flies so high

Always cranky in springtime

## Word Bank

(add more words to the word bank to help you write your song)

feathers black white nest fright tree

see eggs swoop beak run

Friday  
Week 10

BLUE GROUP: FRIDAY letter sort activity m and b

Sort the letters m and b	
m	b

m	m	m	m	m
b	b	b	b	b

BLUE GROUP: FRIDAY handwriting activity m and b

m m m m m

b b b b b

m b m b m

Name: \_\_\_\_\_

# Spelling Practice: ABC order

List 15 of your spelling words in the first column. Then, put them in ABC order and list them in column two.

Spelling Words


ABC Order

1. \_\_\_\_\_
2. \_\_\_\_\_
3. \_\_\_\_\_
4. \_\_\_\_\_
5. \_\_\_\_\_
6. \_\_\_\_\_
7. \_\_\_\_\_
8. \_\_\_\_\_
9. \_\_\_\_\_
10. \_\_\_\_\_
11. \_\_\_\_\_
12. \_\_\_\_\_
13. \_\_\_\_\_
14. \_\_\_\_\_
15. \_\_\_\_\_

1. \_\_\_\_\_
2. \_\_\_\_\_
3. \_\_\_\_\_
4. \_\_\_\_\_
5. \_\_\_\_\_
6. \_\_\_\_\_
7. \_\_\_\_\_
8. \_\_\_\_\_
9. \_\_\_\_\_
10. \_\_\_\_\_
11. \_\_\_\_\_
12. \_\_\_\_\_
13. \_\_\_\_\_
14. \_\_\_\_\_
15. \_\_\_\_\_

ABCDEFGHIJKLMNOPQRSTUVWXYZ


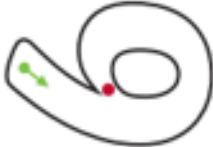
















1. Trace over the letters.
2. At the bottom of the page write the letter m in rainbow colours.

Tracing practice area with four rows of handwriting lines. The first row contains six dashed lowercase 'm's for tracing. The second row contains six dashed lowercase 'm's, with the first one being larger and having directional arrows. The third row contains six dashed uppercase 'M's for tracing. The fourth row contains three dashed words 'mop mop mop' for tracing, with a drawing of a mop at the end of the row.


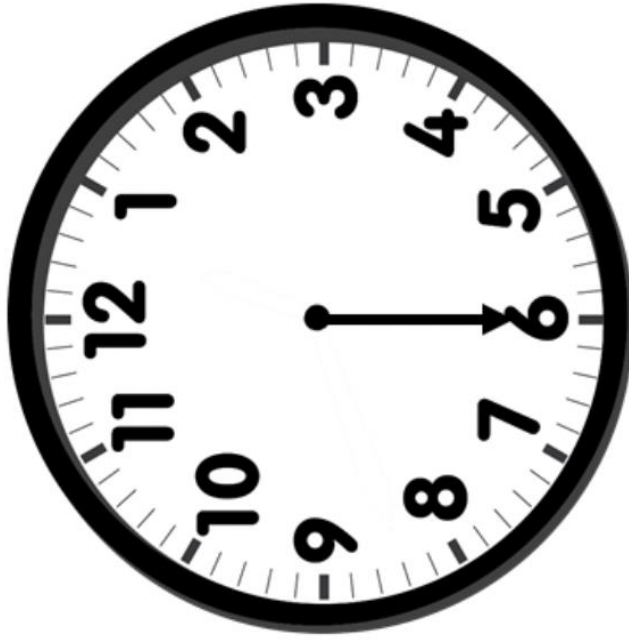
BLUE GROUP: FRIDAY

# Half-past Spin Off


**Directions:** Place a paper clip on the centre of the clock and hold it in place with the top of a pencil. The minute hand (big hand) is half-past the hour. Spin the paper clip to find the hour. Colour in the box to show the time. Colour five boxes in a row to win!





Teach THIS

Half-past three	12:30	5:30	Half-past eleven	Half-past four
Half-past nine	8:30	Half-past one	Half-past seven	10:30
Half-past five	2:30	11:30	9:30	Half-past six
12:30	Half-past eight	Half-past two	Half-past ten	7:30
Half-past twelve	4:30	12:30	1:30	Half-past nine

### TRUE OR FALSE – Safety on the Road

	<p>When riding your bike to school you should always walk your bike across the zebra crossing.</p>	<p>TRUE or FALSE</p>
	<p>When there is a lollipop lady at the school crossing you don't have to wait for them to guide you across the road, you can just cross the road when you are ready.</p>	<p>TRUE or FALSE</p>
	<p>You must wear a helmet when riding your bike and scooter.</p>	<p>TRUE or FALSE</p>
	<p>If you come to a Stop Sign you should Stop and look for traffic.</p>	<p>TRUE or FALSE</p>

### TRUE OR FALSE – Safety on the Road

	<p>When riding your bike to school you should always walk your bike across the zebra crossing.</p>	<p>TRUE or FALSE</p>
	<p>When there is a lollipop lady at the school crossing you don't have to wait for them to guide you across the road, you can just cross the road when you are ready.</p>	<p>TRUE or FALSE</p>
	<p>You must wear a helmet when riding your bike and scooter.</p>	<p>TRUE or FALSE</p>
	<p>If you come to a Stop Sign you should Stop and look for traffic.</p>	<p>TRUE or FALSE</p>

Draw a line to the correct meaning of the sign.



- Children warning



- No pedestrians



- Bicycle lane



- Roundabout



- Steep descent



- Pedestrian Crossing