

I LOVE



ICE CREAM

The Gingerbread Man

Once upon a time, there lived a little old woman and a little old man.

One day, the little old woman made a gingerbread man. When she opened the oven, the gingerbread man jumped off the baking tray and ran out of the house!

The little old woman and the little old man ran after the gingerbread man yelling, "Stop! Stop!" Sadly, they could not catch him. The gingerbread man just laughed and said, "Run, run, as fast as you can! You can't catch me, I'm the gingerbread man!"

The gingerbread man ran until he came upon a cat. "Stop! You look good enough to eat!" said the cat. The gingerbread man just laughed and said, "Run, run, as fast as you can! You can't catch me, I'm the gingerbread man!"

The gingerbread man ran until he came upon a dog. "Stop! You look good enough to eat!" said the dog. The gingerbread man just laughed and said, "Run, run, as fast as you can! You can't catch me, I'm the gingerbread man!"

The gingerbread man ran on, then he came upon a rooster. "Stop! You look good enough to eat!" said the rooster. The gingerbread man just laughed and said, "Run, run, as fast as you can! You can't catch me, I'm the gingerbread man!"

The gingerbread man ran down the lane and came upon a pig. "Stop! You look good enough to eat!" said the pig. The gingerbread man just laughed and said, "Run, run, as fast as you can! You can't catch me, I'm the gingerbread man!"

A little further on the gingerbread man came upon a cow. "Stop! You look good enough to eat!" said the cow. The gingerbread man just laughed and said, "Run, run, as fast as you can! You can't catch me, I'm the gingerbread man!"

A little further on the gingerbread man came upon a horse. "Stop! You look good enough to eat!" said the horse. The gingerbread man just laughed and said, "Run, run, as fast as you can! You can't catch me, I'm the gingerbread man!"

A little further on the gingerbread man came upon boy. "Stop! You look good enough to eat!" said the boy. The gingerbread man just laughed and said, "Run, run, as fast as you can! You can't catch me, I'm the gingerbread man!"

The gingerbread man kept running and came upon a girl. "Stop! You look good enough to eat!" said the girl and she joined in the chase.

The gingerbread man ran on, until he came upon a river. He stopped, as he could not swim! Just then, a fox came by. "I can help you cross the river," said the fox. "Just hop onto my tail and I will swim across."


The gingerbread man saw the others coming. He knew that if he did not go with the fox he would be eaten, so he jumped on to his tail.

Soon the gingerbread man began to get wet. "Climb on to my back," said the fox, so the gingerbread man did. The water was getting even deeper. This time the fox said, "Jump on to my nose so that you don't get wet." The gingerbread man climbed on to the tip of his nose. Just then, the fox tipped back his head and the gingerbread man flew into the air.

The fox opened his mouth and SNAP!

That was the end of the gingerbread man!

6. The Gingerbread Man



The Gingerbread Man Writing Activity

Write a sentence about each picture from the story of 'The Gingerbread Man'. Use the boxes at the top to help you.


old woman

river

run

fox


Gingerbread Man




sound it out

finger spaces

full stop









My Five Senses Scavenger Hunt

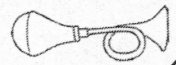
Something smooth



Something rough



Something that makes
a noise



Something round



Something yellow




Something that came
from a plant



Something that has a
smell



Something long



Something man-made



Something soft



Something you can eat




Something red



Name _____

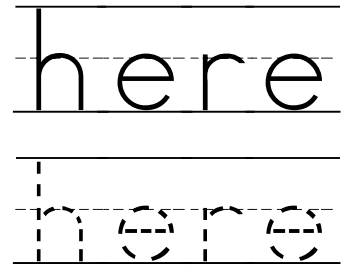
Super Star Sight Words



Color the word.




Trace the word.



Read the word.

The dog is here.

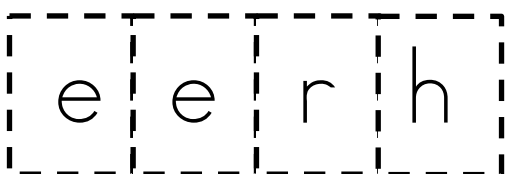
Cut and paste the word.




Write the word.


Are you _____?

_____ I am.







take away








makes



<i>one</i>	<i>eleven</i>
<i>two</i>	<i>twelve</i>
<i>three</i>	<i>thirteen</i>
<i>four</i>	<i>fourteen</i>
<i>five</i>	<i>fifteen</i>
<i>six</i>	<i>sixteen</i>
<i>seven</i>	<i>seventeen</i>
<i>eight</i>	<i>eighteen</i>
<i>nine</i>	<i>nineteen</i>
<i>ten</i>	<i>twenty</i>







Faces, Feelings and Fun

Based on *There's No Such Thing* by Heidi McKinnon


Heidi McKinnon shows us how Ted and Bear are feeling in her illustrations. Look at Bear's face on a page when he is feeling scared. Compare that to Bear and Ted's faces on the last pages when they are sleeping or having fun. How are their expressions different? Can you draw eyes, eyebrows and a mouth on each face to show its feelings?



happy





scared




sleeping/ relaxed

Draw a picture of something noisy that might frighten a bear. Describe the noise in words, e.g. boom, boomba, boom or clank, clankety, clank.

Some of the letters on the cover look like they could be part of a fantastic creature. Turn letters from your name into incredible creatures.



Gingerbread People



twinkl www.twinkl.co.uk



You will need:

- Rolling pin
- Gingerbread man cutter
- Sweets of your choice for decoration
- 350g plain flour
- 175g light soft brown sugar
- 100g butter
- 1 medium egg
- 4 tbsp golden syrup
- 1 tsp bicarbonate of soda
- 1 1/2 tsp ground ginger
- Icing

twinkl www.twinkl.co.uk

1



Put the flour, butter, ginger and bicarbonate of soda into a mixing bowl.

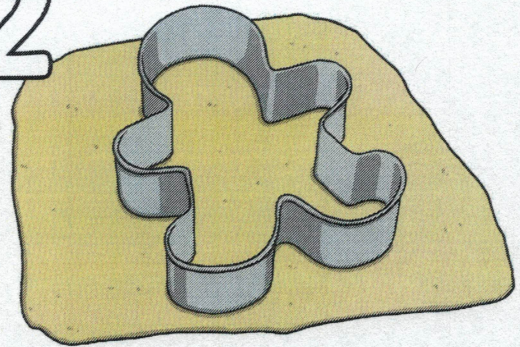
Mix it together with your fingertips until it is crumbly.

Add the sugar, syrup and egg.

Mix until it forms a firm pastry mix.

twinkl www.twinkl.co.uk

2



Preheat the oven to 180 °C or Gas Mark 4.


Dust your work surface with flour.

Using the rolling pin, roll out the pastry until it's about 5mm thick.

Using the pastry cutter, cut out the shapes.

twinkl www.twinkl.co.uk

3




Place the cut-out pastry 2cm apart on a greased or non-stick baking tray. This means they won't spread into each other.

Using oven gloves, an adult should place the tray in the preheated oven.

Bake your gingerbread people for 15 minutes.

4




Place the baked gingerbread people onto a cooling rack.

Whilst they are cooling, gather together the items you want to decorate your gingerbread people with.

You could use raisins, chocolate drops, chocolate buttons and more!

5



Put a blob of icing on the gingerbread person where you want to put a decoration, and then stick the decoration on top.